

Natrona County 2022 Community Needs Assessment



Adoption by Natrona County CBBG Tripartite Board

The Community Action Partnership of Natrona County, serving as the local Community Service Block Grant (CSBG) Board of Directors, reviewed and adopted this Natrona County 2022 Community Needs Assessment as of _____.

Attest:

Board Secretary

Contents	Page
Adoption by Natrona County CBBG Tripartite Board	2
Key Findings	5
Family.....	6
Agency	7
Community.....	7
Priorities for funding	7
CSBG Background, Approach, and Methodology	9
Profile of Natrona County	13
Population.....	13
Gender	14
Age	15
Race	16
Ethnicity	17
Language spoken at home	17
Veterans.....	18
COVID-19.....	19
Housing	20
Education and Cognitive Development	27
Employment.....	30
Income & Asset Building	35
Public benefits usage	40
Health care.....	44
Mental Health	48
Nutrition.....	51
Civic Engagement and Community Involvement.....	52
Poverty.....	53
Definition	53
Poverty and gender.....	55
Poverty and age	56
Poverty and race/ethnicity.....	57
Poverty and Mobility.....	60

Community Services and Resources.....	61
Resource Availability and Gap Analysis	61
Community Survey	64
Analysis	68
SWOT Analysis.....	68
Civic/Community.....	69
Education	69
Employment.....	69
Income and Asset Building	70
Health Care	73
Housing	73
Mental Health	74
Nutrition.....	74
Other Support	74
Next Steps	75
Appendices	76

Natrona County 2020 Profile (Wyoming A&I Division of Economic Analysis)

Natrona County 2022 CSBG survey questionnaire (printable version for circulation)

Natrona County 2022 CSBG survey results (SurveyMonkey)

Natrona County resources (list)

Cost of Food Report for Thrifty Food Plan for January 2022 (USDA)

Cost of Food Report for Low, Moderate, and Liberal Food Plans for January 2022 (USDA)

Key Findings

This report constitutes the 2022 Natrona County CSBG Community Needs Assessment (CNA). Completion of CNA's every three years is required by the federally funded CSBG program. This CNA will be used by the Natrona County CSBG Board to allocate the county's share of CSBG funds to fight poverty in Natrona County.

Based on this CNA, the local CSBG Board has made a determination of local needs to address the causes and conditions of poverty. According to the CSBG program, a *cause of poverty* is a "negative factor that creates or fosters barriers to self-sufficiency and/or reduces access to resources in communities in which low-income individuals live," while a *condition of poverty* is defined as a "negative environmental, safety, health and/or economic condition that may reduce investment or growth in communities where low-income individuals live." These definitions are controlled by the CSBG program.

Accordingly, this CNA provides a profile of objective indicators of the causes of poverty, based on official data from state and federal government agencies. This CNA also includes a public survey, input from stakeholders, and analysis of each domain affecting poverty (as identified by the CSBG program). These domains include:

- Civic engagement/Community involvement
- Education
- Employment
- Finance
- Health care
- Housing
- Mental health
- Nutrition
- Other support

According to the community survey, meeting the needs in the community should be prioritized as follows:

1. Health care
2. Housing
3. Mental health
4. Civic/Community
5. Finance
6. Employment
7. Education
8. Nutrition
9. Other support

These priorities should be considered by the CSBG Board as they allocate future funding to fight poverty in Natrona County.

More specifically, the survey identified Natrona County's top service needs, as follows:

Natrona County 2022 CSBG Survey Top 10 Needs	Score
Dental services	144.5
Vision services	111.7
Recreational activities	105.8
Weatherization and energy	99.5
Mental health support services	91.4
Arts and culture opportunities	83.6
Youth activities	83.6
Debt & credit management	65.3
Home improvement/accessibility	58.5
Utility cost assistance	58.5

These survey findings are supported by the objective data analyzed and provided as the Natrona County profile below. The key findings of this CNA should be considered at multiple levels, including:

- *Family* (these are priority concerns for individuals and families who have identified things in their own life that is lacking)
- *Agency* (these are areas where there is a gap in available services, or the local agency providing those services does not have enough resources or capacity to respond to an identified need)
- *Community* (these are concerns that affect the community as a whole, not just local residents or agencies working with them)

More detailed analysis follows.

Family

While Natrona County has many resources, a lack of awareness of those services is a local barrier for many residents. Many local residents are not receiving services simply because they do not know the service is available to them. An effective marketing campaign that builds awareness and educates local residents about availability of services would help, particularly if it helps remove confusion about eligibility requirements.

Particular cohorts should be further studied. Black female householders, veterans, and new residents seem to be particularly at risk of poverty. With additional information, local services might be adjusted to better reach these populations.

Natrona County 2022 Community Agencies & Services by Resource Category		
Resource Category	Agency	Service
Medical Expense Assistance	Community Health Center of Central Wyoming	Community Health Center of Central Wyoming
	EyeCare America	EyeCare America
	Lions Club of Wyoming District 15	Eye Exam & Glasses Assistance
	Lions Club of Wyoming District 15	Lion's Club of Casper
	Modest Needs	Online Self-Sufficiency Grant Program
	Sight for Students Program	Vision Testing
	Wyoming Cares	Medical Equipment & Transportation Assistance
	Wyoming Department of Health	Wyoming Medication Donation Program
	Angel Flight West	Mercy Transportation
	Jason's Friends Foundation	Childhood Cancer Assistance
Patient/Family Support Services	Make-A-Wish Foundation of Wyoming	Make-A-Wish Wyoming
	Miracle Flights for Kids	Medical Air Transportation
	Pilots for Christ International - Wyoming Chapter	Transportation
	Ronald McDonald House Charities	Temporary Family Housing out-of-state
	Albertsons	Pharmacy - Casper Hilltop
Pharmacies	Central Wyoming Counseling Center	Pharmacy - Casper Westridge
	Community Health Center of Central Wyoming	Genoa Pharmacy
	CVS Pharmacy	Community Health Center of Central Wyoming
	Geneva Woods Pharmacy	Pharmacy - Casper
	Kroger	Pharmacy
	Medicap Pharmacy	Pharmacy - Casper
	Ridley's Food Corporation	Pharmacy - Casper
	Sam's Club	Pharmacy - Casper
	Sheridan VA Medical Center	Pharmacy
	Walgreens	Pharmacy - Casper CY
	Walgreens	Pharmacy - Casper SE Wyoming
	Walmart	Pharmacy - Casper 2nd Ave
	Walmart	Pharmacy - Casper CY
	FamilyWize	Single Care Prescription Savings Card
	Good Rx	Prescription Discount Cards & Coupons
Prescription Medication Services	Rx Outreach	Prescription Assistance
	Wyoming Department of Health	Wyoming Medication Donation Program
	Wyoming Department of Health	HIV Treatment Program / AIDS Drug Assistance Program (ADAP)
	Wyoming Rx Card	Wyoming Rx Card
	Abortion.Com	Abortion.com
Family Planning	Chelsea's Fund	Abortion Information and Financial Assistance
	National Abortion Federation	NAF Hotline
	True Care Women's Resource Center	True Care Women's Resource Center
	Wyoming Department of Health	Casper/Natrona County Public Health
	Before 37 in 307	Before 37 in 307
Mother and Infant Care	National Safe Haven Alliance	Crisis Pregnancy Support/Safe Haven
	True Care Women's Resource Center	True Care Women's Resource Center
	Wyoming Department of Health	Natrona County WIC Office
	Wyoming Department of Health	Casper/Natrona County Public Health
	Elkhorn Valley Rehabilitation Hospital	Elkhorn Valley Rehabilitation Hospital
Hospitals	Sheridan VA Medical Center	Casper VA Clinic
	Summit Medical Center	Summit Medical Center
	United States Department of Veterans Affairs	Cheyenne VA Medical Center
	United States Department of Veterans Affairs	Sheridan VA Medical Center
	Wyoming Medical Center	Wyoming Medical Center
Nursing Facilities	EmpRes Healthcare Management	Maurice Griffin Manor Care
	EmpRes Healthcare Management	Shepherd of the Valley Rehabilitation and Wellness
	Life Care Centers of America	Life Care Center of Casper
	Sheridan VA Medical Center	Extended Care and Rehabilitation
	Wyoming Department of Health	Wyoming Retirement Center
Nursing Facilities	Community Action of Natrona County	Homeless Health Clinic
	Community Health Center of Central Wyoming	Community Health Center of Central Wyoming
	Northwest Community Action Programs of Wyoming	Black Lung and Respiratory Diseases Clinic
	Sheridan VA Medical Center	Casper VA Clinic
	University of Wyoming	Wyoming Family Practice
Hospital Based Outpatient Services	Wyoming Department of Health	Casper/Natrona County Public Health
	Wyoming Medical Center	Family Practice Clinic
	Life Care Centers of America	Life Care Center of Casper
	Centers for Medicare & Medicaid Services	Medicare Provider Search
	Community Health Center of Central Wyoming	Community Health Center of Central Wyoming
Urgent Care Centers	United States Department of Veterans Affairs	VA Urgent Care and Retail Location Search
	Wyoming Medical Center	Immediate Care
	Sheridan VA Medical Center	Casper VA Clinic
	Community Health Center of Central Wyoming	Community Health Center of Central Wyoming
	Sheridan VA Medical Center	Women's Health
Condition Specific Rehabilitation Services	Northwest Community Action Programs of Wyoming	Black Lung and Respiratory Diseases Clinic
	Child Development Center of Natrona County	Special Education Program for 3 - 5 Years Old
	Child Development Center of Natrona County	Early Intervention
	Elkhorn Valley Rehabilitation Hospital	Elkhorn Valley Rehabilitation Hospital
	Life Care Centers of America	Life Care Center of Casper
Inpatient Rehabilitation	Wyoming Department of Health	Wyoming Life Resource Center (WLRC)
	EmpRes Healthcare Management	Shepherd of the Valley Rehabilitation and Wellness
	Life Care Centers of America	Life Care Center of Casper
	Sensational Kids Pediatric Therapy Clinics	Pediatric Therapy Services - Casper
	EmpRes Healthcare Management	Shepherd of the Valley Rehabilitation and Wellness
Occupational Therapy	Life Care Centers of America	Life Care Center of Casper
	Sensational Kids Pediatric Therapy Clinics	Pediatric Therapy Services - Casper
	EmpRes Healthcare Management	Shepherd of the Valley Rehabilitation and Wellness
	Life Care Centers of America	Life Care Center of Casper
	Sensational Kids Pediatric Therapy Clinics	Pediatric Therapy Services - Casper
Physical Therapy	EmpRes Healthcare Management	Shepherd of the Valley Rehabilitation and Wellness
	Life Care Centers of America	Life Care Center of Casper
Service Animals	Sensational Kids Pediatric Therapy Clinics	Pediatric Therapy Services - Casper
	K9s 4 Mobility	Assistance Dog Training

Natrona County 2022 Community Agencies & Services by Resource Category		
Resource Category	Agency	Service
Communicable Disease Control	Best Pest Control	Residential & Commercial Pest Control
	Centers for Disease Control - CDC	Centers for Disease Control - CDC
	Centers for Disease Control - CDC	COVID-19 Guidance
	Wyoming Department of Health	Tuberculosis Control Program (TB)
	Wyoming Department of Health	Casper/Natrona County Public Health
Public Health Information/Inspection/Remediation	Wyoming Department of Health	COVID-19 Information
	Asbestos.com	Asbestos Information
	Best Pest Control	Residential & Commercial Pest Control
	Presto-X	Residential & Commercial Pest Control
	Servpro	Servpro of Casper
Public Health Nursing	Terminix	Residential & Commercial Pest Control
	Wyoming Department of Agriculture	Health Inspections - Consumer Health Services
	Wyoming Department of Health	Wyoming Radon Program
	Wyoming Department of Health	ERAP - Housing Stability Services
	Wyoming Department of Health	Casper/Natrona County Public Health
Emergency Rescue	Good Shepherd Foundation	Volunteers for the Emergency Management of Animals Network
Safety Education Programs	American Red Cross of Wyoming	Courses and Certifications
	Safe Kids Wyoming	Safe Kids - Casper
	Uinta B.O.C.E.S. #1 Education Center	Industrial Safety Training
	Uprising	Exploitation & Human Trafficking awareness/educ
	Wyoming Attorney General	Safe 2 Tell Wyoming
Disease/Disability Specific Screening/Diagnosis	Community Health Center of Central Wyoming	Community Health Center of Central Wyoming
	Lions Club of Wyoming District 15	Lion's Club of Casper
	Sight for Students Program	Vision Testing
	True Care Women's Resource Center	True Care Women's Resource Center
	Wyoming Cancer Resource Services	Region II - Carbon, Converse, Natrona, Niobrara
General Laboratory Tests	Wyoming Department of Health	www.knowyo.org
	Wyoming Department of Health	Wyoming Cancer Program
	Wyoming Department of Health	Casper/Natrona County Public Health
	Wyoming Health Fairs	Weekly Blood Screenings - Casper
	Community Health Center of Central Wyoming	Community Health Center of Central Wyoming
Pediatric Evaluation	Wyoming Health Fairs	Weekly Blood Screenings - Casper
Physical Examinations	Child Development Center of Natrona County	Early Intervention
Aging and Disability Resource Centers	Wyoming Department of Health	Casper/Natrona County Public Health
Anatomical Gifts	University of Wyoming	Wyoming Center on Aging
Assistive Technology Equipment	Donate Life Wyoming	Organ, Eye and Tissue Donation
	American Cancer Society	American Cancer Society Online Resources
	Cheyenne VA Medical Center	Visual Impairment Services Team
	Friends of Man	Friends of Man - Assistance to People in Need
	Gertrude Kamps Foundation	One on One Program
Health Care Referrals	Lions Club of Wyoming District 15	Eye Exam & Glasses Assistance
	Rocky Mountain Academy	Wigs
	Vision Outreach Services	Vision Outreach Services - Northeast/Central Region
	Wyoming Department of Workforce Services	Wyoming Relay
	Wyoming Independent Living, Inc.	Supportive Services - Casper
Health Education	Wyoming Institute for Disabilities - WIND	Wyoming Assistive Technology Resources
	Wyoming Institute for Disabilities - WIND	iCanConnect
	Huntsman Cancer Institute	Huntsman Cancer Institute Cancer Learning Center
	National Multiple Sclerosis Society	MS Navigator Program
	Wyoming Cancer Resource Services	Region II - Carbon, Converse, Natrona, Niobrara
Health Insurance Information/Counseling	Wyoming Department of Health	Wyoming Medicaid Provider List
	American Association of Poison Control Centers	National Poison Center Hotline
	American Cancer Society	American Cancer Society Online Resources
	American Heart Association/American Stroke Association	Heart Health Information
	American Red Cross of Wyoming	Courses and Certifications
Medical Equipment/Supplies	Centers for Disease Control - CDC	Centers for Disease Control - CDC
	LIV Health	LIV Bridge
	National Multiple Sclerosis Society	MS Navigator Program
	United States Department of Health & Human Services	National Diabetes Education Program
	University of Wyoming	University of Wyoming Drug Information Service
	UW Extension	UW Extension - Natrona County
	VaccineFinder	Vaccine Finder
	Wyoming Department of Health	Chronic Disease Prevention Program
	Wyoming Department of Health	Casper/Natrona County Public Health
	Wyoming Health Council	Wyoming Health Council
	Wyoming Health Fairs	Weekly Blood Screenings - Casper
	Wyoming Institute for Disabilities - WIND	iCanConnect
	YMCA of Natrona County	Healthy Living
	Healthcare.gov	Health Insurance Marketplace
	Enroll Wyoming	Information & Referral service
	Healthcare.gov	Health Insurance Navigators/Certified Applications Counselors
	KEPRO	Medicare Assistance
	Wyoming Department of Health	Medicaid Case Management - WYhealth...Get Plugged In!
	Wyoming Department of Health	24/7 Nurse Line - WYhealth...Get Plugged In!
	Wyoming Senior Citizens, Inc.	Senior Services - Casper
	Wyoming Housing Network, Inc.	Reverse Mortgage Counseling (HECM)
	Friends of Man	Friends of Man - Assistance to People in Need
	Wyoming Cares	Medical Equipment & Transportation Assistance
	Wyoming Department of Health	Wyoming Life Resource Center (WLRC)

Natrona County 2022 Community Agencies & Services by Resource Category		
Resource Category	Agency	Service
Credit Related Organizations/Services	GreenPath Debt Solutions	GreenPath Financial Wellness
	Money Fit by DRS	Debt Management
Debt Management	GreenPath Debt Solutions	GreenPath Financial Wellness
	Money Fit by DRS	Debt Management
	Upsolve	Personal Bankruptcy Assistance
	Wyoming Housing Network, Inc.	Foreclosure Prevention Counseling
Investment Counseling	Primerica Financial Services	Financial Services
Personal Financial Counseling	Primerica Financial Services	Financial Services
	Wyoming Housing Network, Inc.	Financial Capabilities Education Program
Representative Payee Services	Wyoming Guardianship Corporation	Representative Payee Program
Retirement Planning	Primerica Financial Services	Financial Services
Online Tax Preparation/E-Filing Sites	United States Department of Defense	Milltax
	Wyoming Free Tax Service	MyFreeTaxes.com
Tax Appeals/Audit Assistance	United States Department of Treasury	Taxpayer Assistance Center
Tax Collection Agencies	Natrona County Government	Natrona County Assessor
Tax Information	Natrona County Government	Natrona County Treasurer
	United States Department of Treasury	Federal Child Tax Credit Information
Tax Preparation Assistance	Wyoming Free Tax Service	Wyoming Free Tax Service - Natrona County
Basic Income Maintenance Programs	Wyoming Department of Family Services	DFS - Casper
Household Related Public Assistance Programs	Wyoming Department of Family Services	DFS - Casper
	Wyoming Independent Living, Inc.	Supportive Services - Casper
	Wyoming Senior Citizens, Inc.	Senior Services - Casper
Medical Public Assistance Programs	Aspire Case Management	Case Management
	Bridges of Wyoming	Home and Community Based Services - Casper
	Epsilon Health Solutions	Home Health Services
	Wyoming Department of Health	Medicaid
	Wyoming Department of Health	Wyoming Medication Donation Program
	Wyoming Department of Health	Kid Care CHIP - Children Health Insurance Program
	Wyoming Department of Health	Behavioral Health Division
	Wyoming Department of Health	Waiver Provider On-Line Complaint Form
	Wyoming Department of Health	Home and Community Based Services
Nutrition Related Public Assistance Programs	Wyoming Department of Family Services	DFS - Casper
	Wyoming Department of Health	Natrona County WIC Office
Burial Benefits	Wyoming Military Department	Oregon Trail State Veterans Cemetery
Disability Benefits	United States Department of Veterans Affairs	VA Health Benefits Enrollment
	United States Social Security Administration	Social Security Administration - Casper
	Wyoming Department of Workforce Services	Worker's Compensation
	Wyoming Guardianship Corporation	Trust Programs
Retirement Benefits	United States Social Security Administration	Social Security Administration - Casper
Social Health Insurance	Centers for Medicare & Medicaid	Medicare
	KEPRO	Medicare Assistance
	United States Social Security Administration	Social Security Administration - Casper
	Wyoming Senior Citizens, Inc.	Senior Services - Casper
	Wyoming Department of Workforce Services	Unemployment Insurance
NT Temporary Financial Assistance	Before 37 in 307	Before 37 in 307
	The American Legion	American Legion Post 02 - Casper
	United Way Worldwide	Grocery Store Relief Fund
	Wyoming Military Department	Military Assistance Trust Fund

Natrona County 2022 Community Agencies & Services by Resource Category		
Resource Category	Agency	Service
Comprehensive Job Assistance Centers	AARP Wyoming	Senior Community Service Employment Program
	Senior Service America, Inc.	Center for Workforce Inclusion
Employment Documentation/Verification	Wyoming Department of Workforce Services	Workforce Center - Casper
	Wyoming Department of Family Services	Central Registry
Employment Preparation	Wyoming Department of Workforce Services	Federal Bonding Program
	Casper College	Castellow Adult Learning Center
Job Finding Assistance	Gener8tor	Wyoming Upskilling Program
	Wyoming Department of Workforce Services	Workforce Center - Casper
	Adecco Staffing, USA	Employment Agency - Casper
	Chronically Capable	Employment
	Elwood Staffing	Elwood Staffing - Rock Springs
	Express Employment Professionals	Employment Agency - Casper
	FloJobs Corporation	Employment Website
	Gener8tor	Wyoming Upskilling Program
	Glassdoor	Employment Website
	Indeed	Employment Website
	Jobs for Felons Hub	Felon Employment Search
	Kelly Staffing	Employment
	LinkedIn	Employment Website
	LinkUp	Employment Website
	Monster Worldwide, Inc.	Employment Website
	PeopleReady	Employment - Casper
	Rudloff Solutions	Job Board
	Scouted	Employment Website
	Snagajob	Employment Website
	The Ladders	Employment Website
	Trademark Employment Services	Employment
	Volunteers of America Northern Rockies	Employment Services - Central Wyoming
Job Situations	Wyoming Department of Workforce Services	Workforce Center - Casper
	Adecco Staffing, USA	Employment Agency - Casper
	Elwood Staffing	Elwood Staffing - Rock Springs
	Express Employment Professionals	Employment Agency - Casper
	Kelly Staffing	Employment
	PeopleReady	Employment - Casper
Training and Employment Programs	Trademark Employment Services	Employment
	Climb Wyoming	Climb Wyoming - Natrona County
	I-Reach 2, Inc.	Community Employment Program
	Job Corps - Wyoming	Job Corps - Cheyenne
Vocational Rehabilitation	United States Department of Defense	Employer Support of the Guard and Reserve
	United States Department of Veterans Affairs	Veteran Readiness and Employment
Volunteer Service Programs	Wyoming Department of Workforce Services	Vocational Rehabilitation - Casper
	Grace For 2 Brothers Foundation	Suicide Crisis Resources
	ServoWyoming, Inc.	Volunteer Opportunities
	Wyoming Congressional Award Council	Wyoming Congressional Award Council
Banking and Financial Services	Wyoming Senior Citizens, Inc.	Senior Services - Casper
	Healthcare.gov	In House I&R Enroll Wyoming
	Primerica Financial Services	Financial Services
	Wyoming Governors Council on Developmental Disabilities	WYABLE
Business Development	Wyoming Guardianship Corporation	Trust Programs
	Wyoming SBDC Network	Business Advising
Business Support Organizations/Services	Wyoming SBDC Network	Wyoming Business Resource Locator
	Adecco Staffing, USA	Employment Agency - Casper
	Elwood Staffing	Elwood Staffing - Rock Springs
	Express Employment Professionals	Employment Agency - Casper
	Kelly Staffing	Employment
	LIV Health	LIV More
	PeopleReady	Employment - Casper
	Trademark Employment Services	Employment
Special Focus Community Economic Development	Wyoming SBDC Network	Business Advising
	United States Department of Agriculture	Business Programs

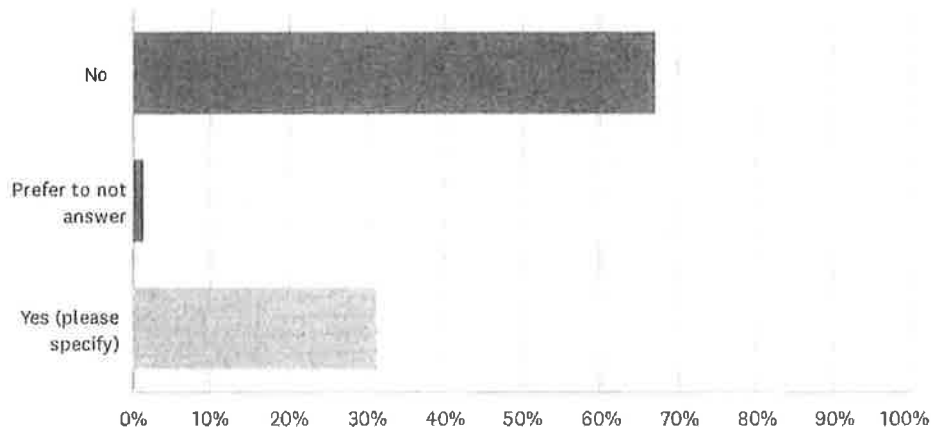
Natrona County 2022 Community Agencies & Services by Resource Category		
Resource Category	Agency	Service
Education	Early Childhood Education	Casper College
		Preschool and Childcare
		Child Development Center of Natrona County
		Preschool
		Wyoming Child and Family Development, Inc. (WCDF)
		Head Start - Casper
		Wyoming Child and Family Development, Inc. (WCDF)
		Early Head Start - Casper
		Wyoming Child and Family Development, Inc. (WCDF)
		Head Start - Mills
		Wyoming Department of Family Services
		Early Childhood Programs Division
		Wyoming Institute for Disabilities - WIND
		Act Early Wyoming
	Postsecondary Institutions	Casper College
		Castellow Adult Learning Center
		Casper College
		Community Education
		University of Wyoming
		Admissions
School Districts	Natrona County School District #1	Natrona County School District #1
Educational Programs	United States Department of Justice	FBI-SOS - Safe Online Surfing
Adult Education	Casper College	Castellow Adult Learning Center
	Casper College	OLLI
	Educational Opportunity Center (EOC)	Student Support - Casper
	United States Department of Defense	Troops to Teachers
	UW Extension	UW Extension - Natrona County
Homeless School Transition Programs	Wyoming Department of Education	Homeless Education - School District Liaisons
Independent Study	Wyoming Department of Health	Get Set Up Online Learning for Older Adults
Literacy Programs	Casper College	Castellow Adult Learning Center
Recovery Schools	Natrona County School District	REACH High School
Guidance and Counseling	Educational Opportunity Center (EOC)	Student Support - Casper
	United States Department of Defense	Troops to Teachers
	University of Wyoming	Advising/Career/Exploratory Studies Center
Student Financial Aid	Wyoming Military Department	WYNG Educational Assistance Plan
	YMCA of Natrona County	Scholarship Assistance
Student Financial Aid Offices	Casper College	GEAR UP
Student Services and Campus Life	The Science Zone	The Science Zone
Tutoring Services	Casper College	GEAR UP

Natrona County 2022 Community Agencies & Services by Resource Category		
Resource Category	Agency	Service
Land Use Planning and Regulation Services	Natrona County Government	Natrona County Code Enforcement
Utility Line Location Info/811 Services	8-1-1	8-1-1 Call Before you Dig Utility
Waste Management Services	City of Casper	Waste management
Disaster Management Organizations	Wyoming Office of Homeland Security	Natrona County Emergency Resources
Disaster Preparedness	American Red Cross of Wyoming	Courses and Certifications
Disaster Warnings	InciWeb	Incident Information System
Disaster Relief Services	American Red Cross of Wyoming	Disaster Services - Casper Office
	American Red Cross of Wyoming	Virtual Family Assistance Center
	Disaster Distress Helpline (DDH)	Disaster Distress Helpline (DDH)
	Good Shepherd Foundation	Volunteers for the Emergency Management of Animals Network
Disaster Recovery Services	Servpro	Servpro of Casper
	United States Department of Justice	National Center for Disaster Fraud
	Wyoming SBDC Network	Business Advising
Ti Donor Services	United Way Worldwide	Grocery Store Relief Fund
Donated Specialty Items	Goodwill Industries of Wyoming Inc.	Goodwill Wyoming - Casper
	Unaccompanied Students Initiative	Homeless Youth Shelter
	Wyoming Hunger Initiative	Wyoming Hunger Initiative
Business Associations	Wyoming SBDC Network	Business Advising
	Wyoming State Chamber of Commerce	Casper Area Chamber of Commerce
Child Welfare/Family Services Associations	Wyoming Department of Family Services	DFS - Casper
Facility Administration/General Operations Support	Wyoming SBDC Network	Business Advising
Information Technology Management Support	United States Department of Justice	FBI-SOS - Safe Online Surfing
	Wyoming Department of Health	ERAP - Housing Stability Services
Legal Decision Making Support	Rocky Mountain ADA Center	Rocky Mountain ADA Center
Marketing Support	Wyoming SBDC Network	Business Advising
Organizational Planning and Development Support	Gener8tor	Wyoming Upskilling Program
	Wyoming SBDC Network	Business Advising
Professional Skills Development Support	Youth Crisis Center, Inc.	Youth Crisis Shelter
Elections/Election Campaigns	NALGO Educational Fund	Voter Hotline
	Natrona County Government	Natrona County Clerk
	Wyoming Secretary of State	Polling Place Locator
Social Sciences and Humanities Research	University of Wyoming	Wyoming Center on Aging

Natrona County 2022 Community Agencies & Services by Resource Category		
Resource Category	Agency	Service
Parks/Recreation Areas	The Science Zone	The Science Zone
	YMCA of Natrona County	Youth Development
Physical Fitness	YMCA of Natrona County	Aquatics
	YMCA of Natrona County	Healthy Living
Support Groups	National Multiple Sclerosis Society	MS Navigator Program
	12-24 Club, Inc.	12-Step Recovery Meetings
	Al-Anon/Alateen	Al-Anon/Alateen
	Alcoholics Anonymous	Area 76 AA Meetings Physical and Online
	Alzheimer's Association Wyoming Chapter	Alzheimer's Caregiver Support Groups
	American Cancer Society	American Cancer Society Online Resources
	Brain Injury Alliance of Wyoming	Brain Injury Alliance of Wyoming
	Casper Family Connections	Casper Family Connections
	Celebrate Recovery	Celebrate Recovery - Casper
	Central Wyoming Rescue Mission	Biblical Recovery Program
	Cocaine Anonymous Online	Cocaine Anonymous Online Meetings
	Draw's Decision, Inc.	Suicide Prevention, Intervention and Postvention
	Gamblers Anonymous	Wyoming Gamblers Anonymous Hotline
	Grace For 2 Brothers Foundation	Suicide Crisis Resources
	Healthy Moms-Healthy Births	Healthy Moms-Healthy Births
	Sex Addicts Anonymous	Sex Addicts Anonymous
	J.R.'s Hunt, for Life	Suicide Support Group
	Life After Loss	Suicide Support Group
	LifeRing Secular Recovery	Online Sobriety Support
	Moderation Management Online	Online Support
	Narcotics Anonymous	Wyoming NA Meetings
	National Multiple Sclerosis Society	MS Navigator Program
	Natrona County Suicide Prevention Task Force	Suicide Survivors Support Group
	Neverforgotten77 Suicide Loss Group	Suicide Loss Group
	Our Military Kids	Our Military Kids
	Parents of Addicted Loved Ones	Substance Use Disorder, Family Support
	Parkinson Association of the Rockies	Parkinson Association of the Rockies
	PFLAG	Casper Chapter
	Recovery Dharma Online	Online Support
	Self Help Center Inc.	Domestic Violence Services
	Smart Recovery	Online Recovery Support
	The Salvation Army Hope Center - Casper	Social Services Assistance
	Transitions Counseling and Mediation Center	Counseling
	United States Department of Veterans Affairs	Make the Connection
	Wyoming 2-1-1, Inc.	Kinship Connections of Wyoming
	Wyoming Children's Society	Pregnancy Support Services
	Wyoming Dementia Care	Dementia Support Group
	Wyoming Institute for Disabilities - WIND	UW Project ECHO
Social Clubs/Events	Wyoming Parkinson's Disease Support Group	Parkinson's Support & Exercise Group
	Central Wyoming Senior Services	Social Activities
Special Interest Clubs	The Science Zone	The Science Zone
	Writers Guild of America West	Writers Guild of America West
Youth Development PV Spiritual Enrichment	Boy Scouts of America	Boy Scouts of America
	Boys & Girls Club of America	Boys & Girls Club of Central Wyoming - Dean Morgan Teens
	Boys & Girls Club of America	Boys & Girls Club of Central Wyoming - Lincoln
	Boys & Girls Club of America	Boys & Girls Club of Central Wyoming - Main Club
	Boys & Girls Club of America	Boys & Girls Club of Central Wyoming - Journey
	Boys & Girls Club of America	Boys & Girls Club of Central Wyoming - Paradise Valley
	Boys & Girls Club of America	Boys & Girls Club of Central Wyoming - Verda James
	Girl Scouts of Montana and Wyoming	Girl Scouts of Montana and Wyoming
	Goodwill Industries of Wyoming Inc.	Independent Living for Youth (THRIVE)
	Greater Wyoming Big Brothers Big Sisters	Youth Mentoring - Casper Office
	Joey's Foundation, Inc.	Youth Mentoring
	Mercer Family Resource Center, Inc.	Youth Empowerment Council
	The Arc of Natrona County	After School and Full Day Summer Program
	UW Extension	UW Extension - Natrona County
	WHMI Strong Families Strong Wyoming	Strong Families Strong Wyoming
	YMCA of Natrona County	Scholarship Assistance
	YMCA of Natrona County	Childcare
	YMCA of Natrona County	Healthy Living
	YMCA of Natrona County	Youth Development
	YMCA of Natrona County	Aquatics
	YMCA of Natrona County	Youth Sports
	Wyoming Congressional Award Council	Wyoming Congressional Award Council
Volunteer Training	National Multiple Sclerosis Society	MS Navigator Program
	ServeWyoming, Inc.	Volunteer Opportunities
	Grace For 2 Brothers Foundation	Suicide Crisis Resources
	ServeWyoming, Inc.	Volunteer Opportunities
Volunteers	Wyoming Congressional Award Council	Wyoming Congressional Award Council
	Grace For 2 Brothers Foundation	Suicide Crisis Resources
Counseling/Info Support Volunteers	Casper Planetarium	Casper Planetarium
	Wyoming Military Department	Wyoming Veterans Memorial Museum
Museums	The Science Zone	The Science Zone
	Central Wyoming Senior Services	Senior Meals - Casper
	Central Wyoming Senior Services	Senior Meals - Mills
	Central Wyoming Senior Services	Senior Meals - Evansville
	Central Wyoming Senior Services	In-Home Care
	Central Wyoming Senior Services	Social Activities
Categorical Program Administrative Units	American Red Cross of Wyoming	Disaster Services - Casper Office
	Wyoming Department of Health	Aging Division
Community Action/Social Advocacy Groups	American Civil Liberties Union of Wyoming	American Civil Liberties Union of Wyoming
	PFLAG	Casper Chapter
Public Officials Offices	Healthcare.gov	In House I&R Enroll Wyoming
	Natrona County Government	Natrona County Treasurer
	Natrona County Government	Natrona County Elections
	Natrona County Government	Natrona County Clerk of District Court
	Natrona County Government	Natrona County Clerk
	Wyoming Department of Insurance	Wyoming Department of Insurance

Q33 Do you have any additional feedback or comments related to poverty or CSBG-funded services in your community? (please select best answer)

Answered: 70 Skipped: 2

**ANSWER CHOICES**

No

Prefer to not answer

Yes (please specify)

TOTAL

RESPONSES

67.14%

1.43%

31.43%

47

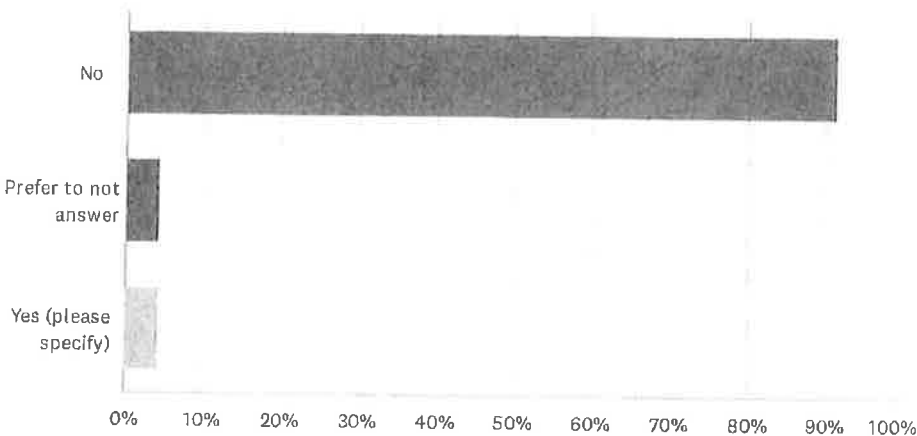
1

22

70

Q32 Are you aware of any duplication of effort, waste, or fraud involving CSBG programs and services? (please select best answer)

Answered: 70 Skipped: 2

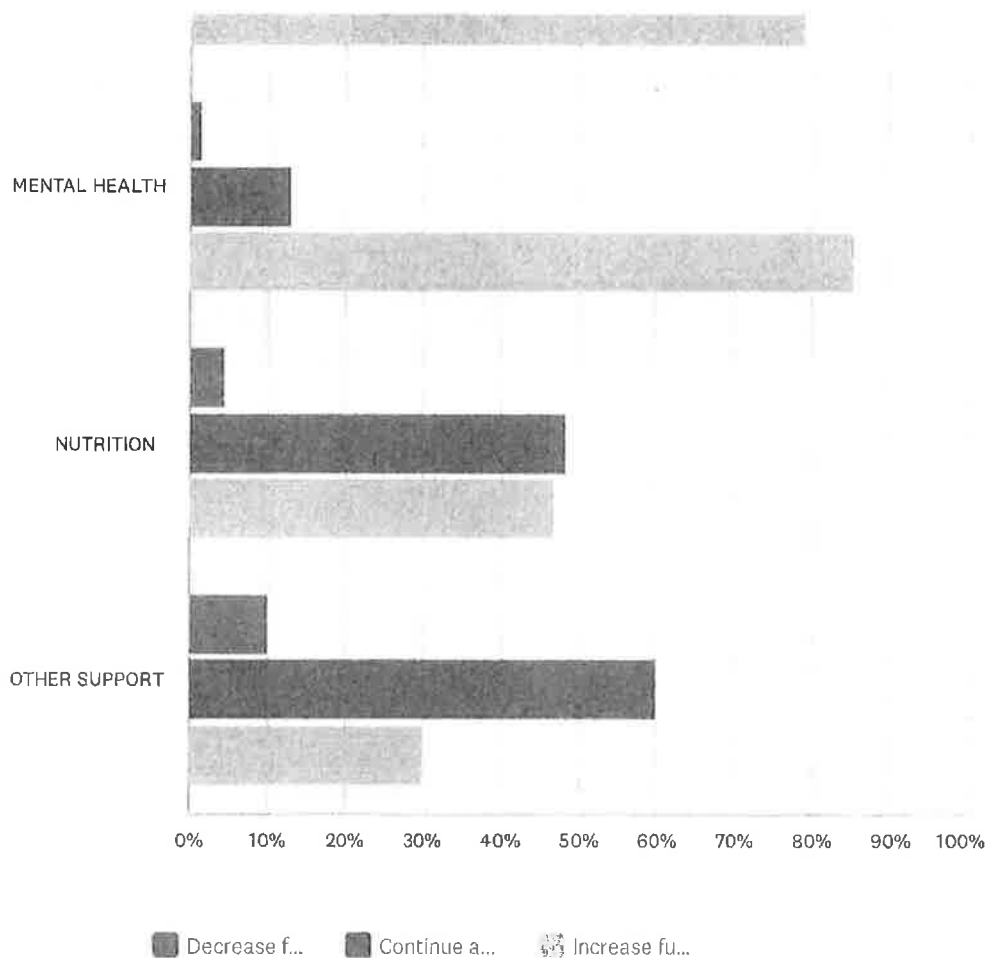


ANSWER CHOICES

No
Prefer to not answer
Yes (please specify)
TOTAL

RESPONSES

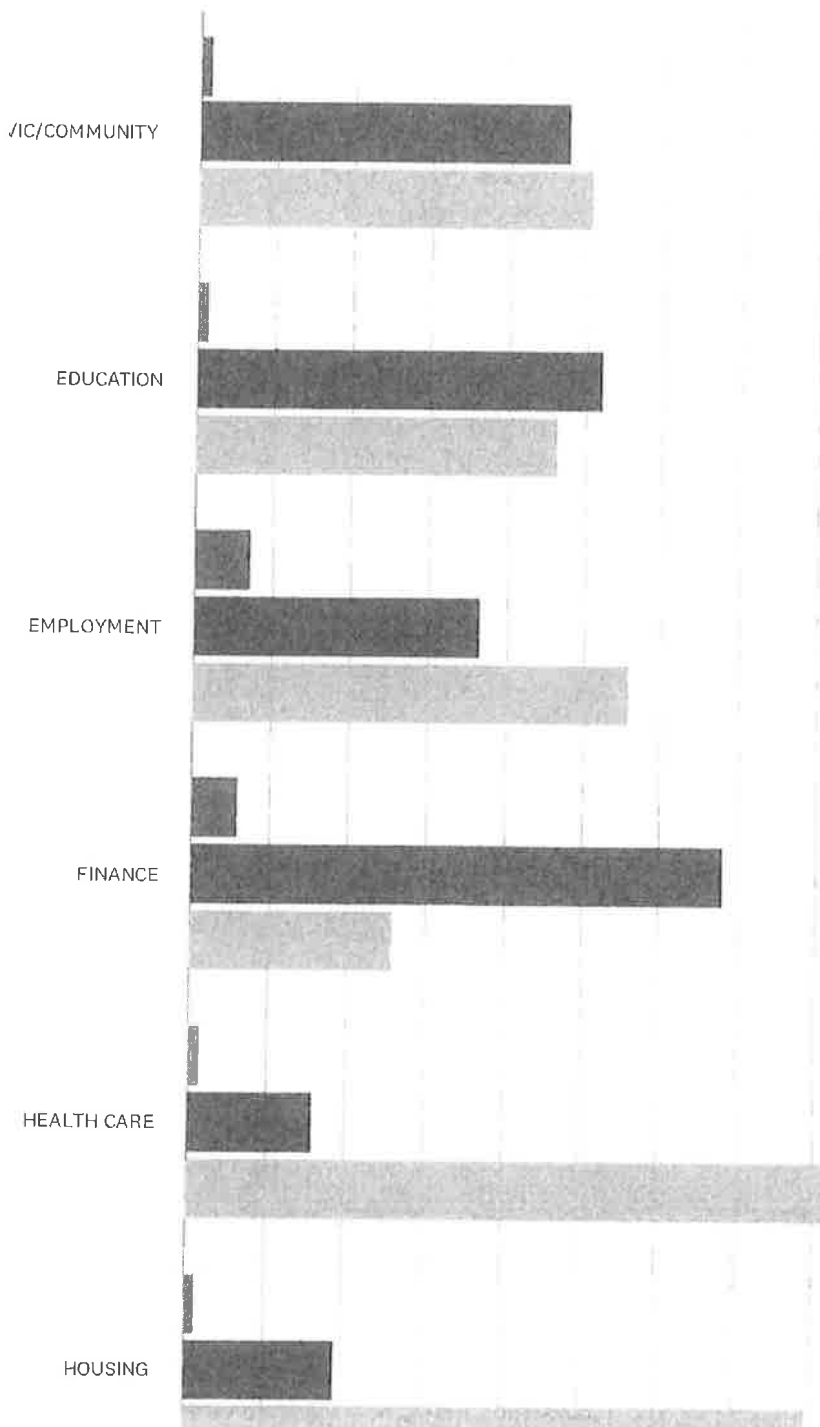
91.43%	64
4.29%	3
4.29%	3
	70



	DECREASE FUNDING	CONTINUE AS IS	INCREASE FUNDING	TOTAL
CIVIC/COMMUNITY	1.49%	47.76%	50.75%	
	1	32	34	67
EDUCATION	1.45%	52.17%	46.38%	
	1	36	32	69
EMPLOYMENT	7.35%	36.76%	55.88%	
	5	25	38	68
FINANCE	6.06%	68.18%	25.76%	
	4	45	17	66
HEALTH CARE	1.45%	15.94%	82.61%	
	1	11	57	69
HOUSING	1.47%	19.12%	79.41%	
	1	13	54	68
MENTAL HEALTH	1.45%	13.04%	85.51%	
	1	9	59	69
NUTRITION	4.55%	48.48%	46.97%	
	3	32	31	66
OTHER SUPPORT	10.00%	60.00%	30.00%	
	6	36	18	60

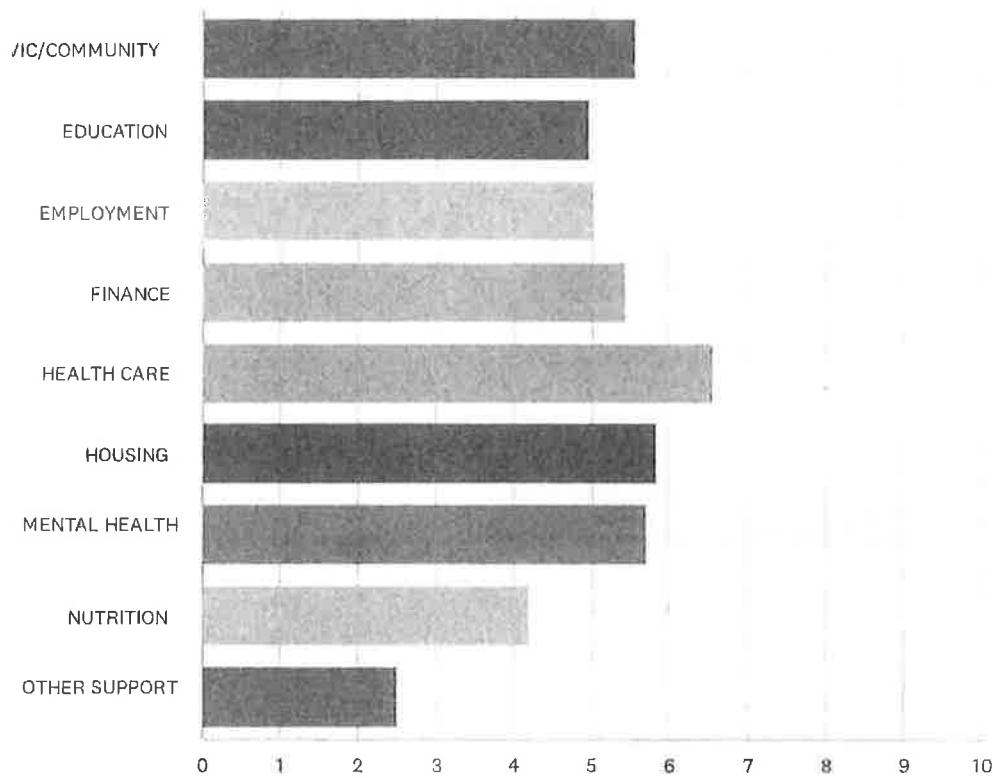
Q31 The previous questions focused on you and your needs. For this next question, please consider your entire county. From that broader community perspective, do you think the local CSBG Board should increase or decrease funding for the following services? (please select best answer for each service area listed)

Answered: 70 Skipped: 2



Q30 Please rank your NEEDS (as referenced above) to show your priorities:

Answered: 58 Skipped: 14



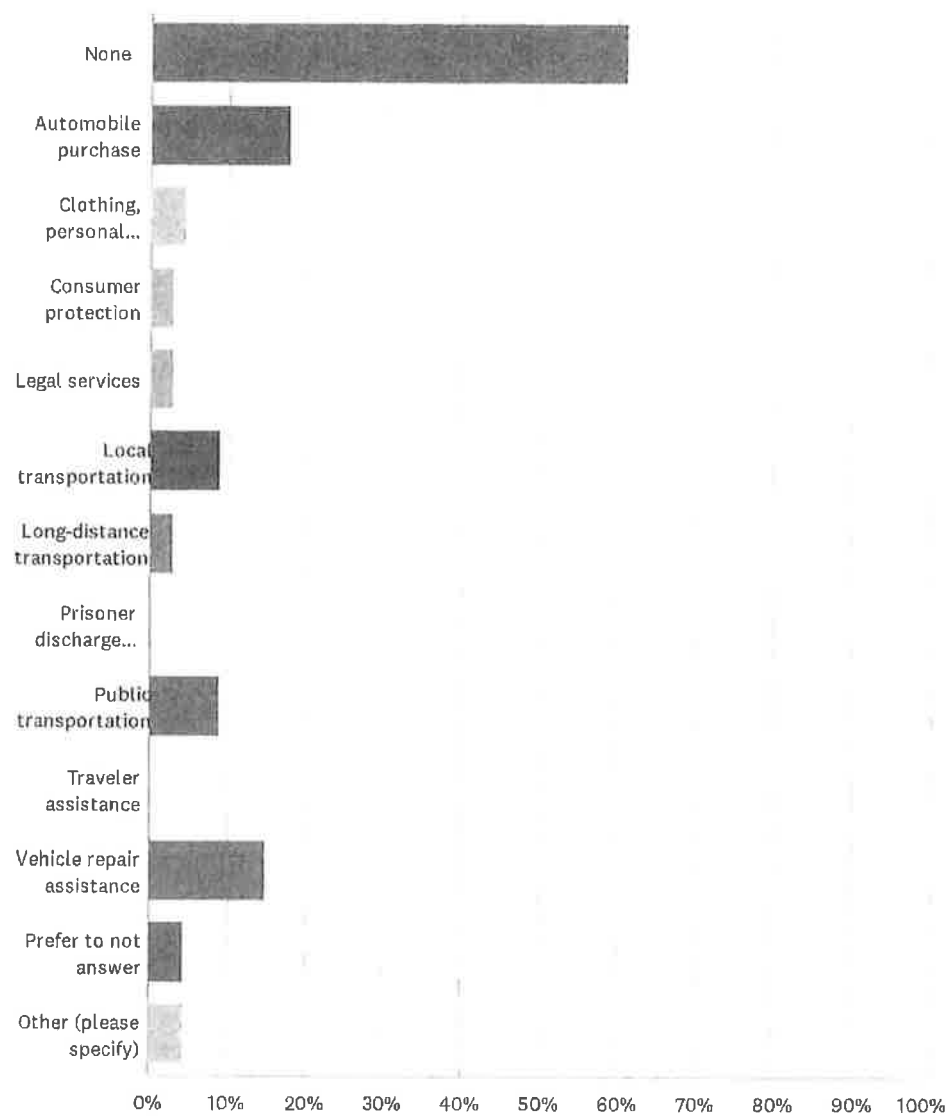
	1	2	3	4	5	6	7	8	9	TOTAL	SCORE
CIVIC/COMMUNITY	14.29% 7	10.20% 5	20.41% 10	8.16% 4	14.29% 7	4.08% 2	16.33% 8	6.12% 3	6.12% 3	49	5.5
EDUCATION	2.08% 1	14.58% 7	8.33% 4	16.67% 8	20.83% 10	12.50% 6	8.33% 4	6.25% 3	10.42% 5	48	4.9
EMPLOYMENT	12.77% 6	6.38% 3	19.15% 9	6.38% 3	12.77% 6	12.77% 6	8.51% 4	4.26% 2	17.02% 8	47	5.0
FINANCE	6.25% 3	22.92% 11	10.42% 5	10.42% 5	10.42% 5	12.50% 6	12.50% 6	14.58% 7	0.00% 0	48	5.4
HEALTH CARE	24.53% 13	20.75% 11	9.43% 5	16.98% 9	9.43% 5	5.66% 3	7.55% 4	3.77% 2	1.89% 1	53	6.5
HOUSING	24.53% 13	11.32% 6	7.55% 4	13.21% 7	3.77% 2	13.21% 7	18.87% 10	5.66% 3	1.89% 1	53	5.8
MENTAL HEALTH	19.61% 10	11.76% 6	7.84% 4	13.73% 7	13.73% 7	13.73% 7	5.88% 3	7.84% 4	5.88% 3	51	5.7
NUTRITION	1.92% 1	5.77% 3	13.46% 7	11.54% 6	9.62% 5	15.38% 8	3.85% 2	32.69% 17	5.77% 3	52	4.1
OTHER SUPPORT	4.35% 2	2.17% 1	2.17% 1	2.17% 1	6.52% 3	6.52% 3	8.70% 4	15.22% 7	52.17% 24	46	2.5

ANSWER CHOICES**RESPONSES**

None	61.19%	41
Automobile purchase	17.91%	12
Clothing, personal hygiene products, tools for work, etc.	4.48%	3
Consumer protection	2.99%	2
Legal services	2.99%	2
Local transportation	8.96%	6
Long-distance transportation	2.99%	2
Prisoner discharge services	0.00%	0
Public transportation	8.96%	6
Traveler assistance	0.00%	0
Vehicle repair assistance	14.93%	10
Prefer to not answer	4.48%	3
Other (please specify)	4.48%	3
Total Respondents: 67		

Q29 Do you have OTHER SUPPORT NEEDS right now? (please select all that apply)

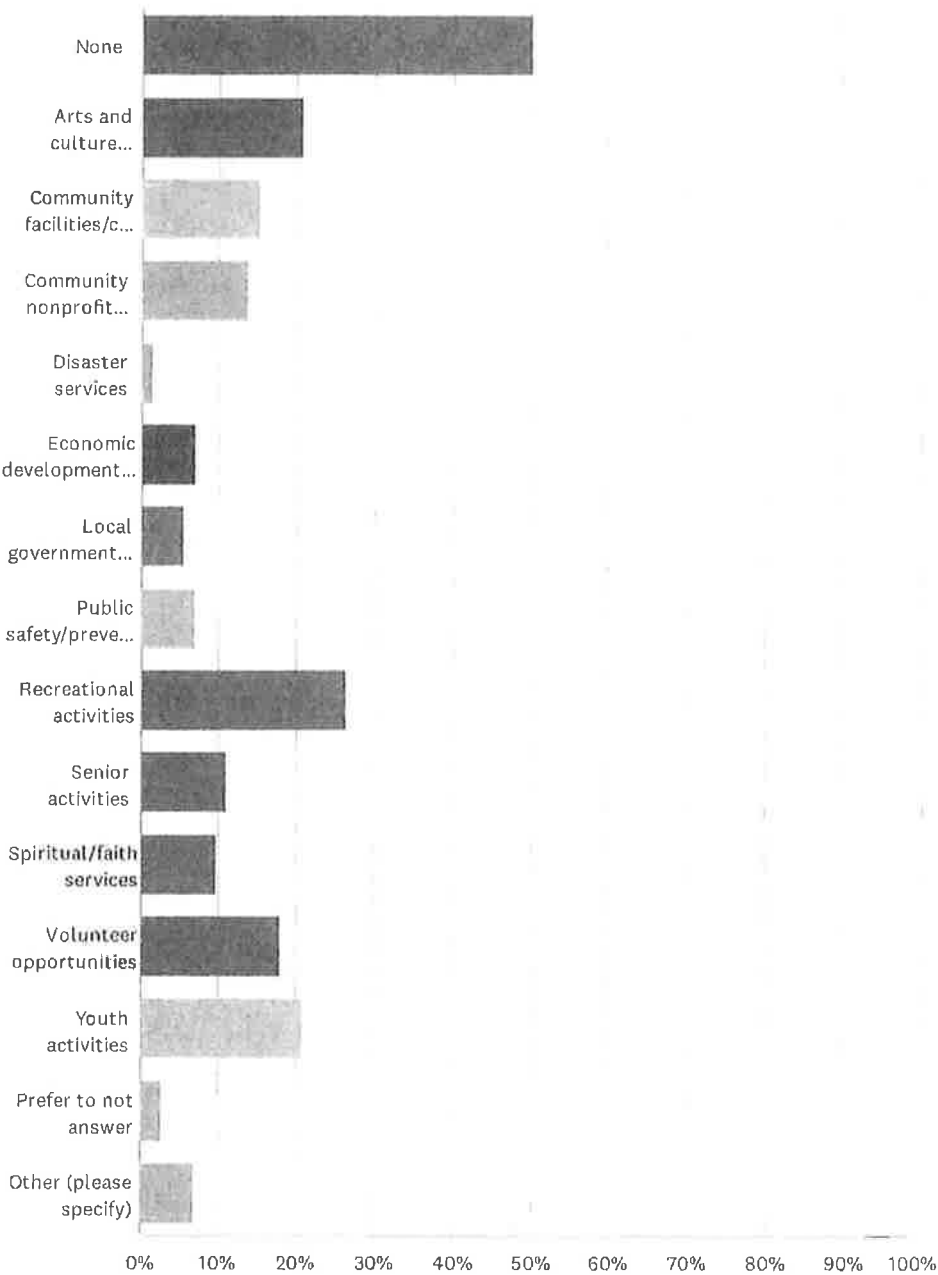
Answered: 67 Skipped: 5



ANSWER CHOICES	RESPONSES	
None	50.00%	36
Arts and culture opportunities	20.83%	15
Community facilities/centers	15.28%	11
Community nonprofit services	13.89%	10
Disaster services	1.39%	1
Economic development services	6.94%	5
Local government services	5.56%	4
Public safety/prevention	6.94%	5
Recreational activities	26.39%	19
Senior activities	11.11%	8
Spiritual/faith services	9.72%	7
Volunteer opportunities	18.06%	13
Youth activities	20.83%	15
Prefer to not answer	2.78%	2
Other (please specify)	6.94%	5
Total Respondents: 72		

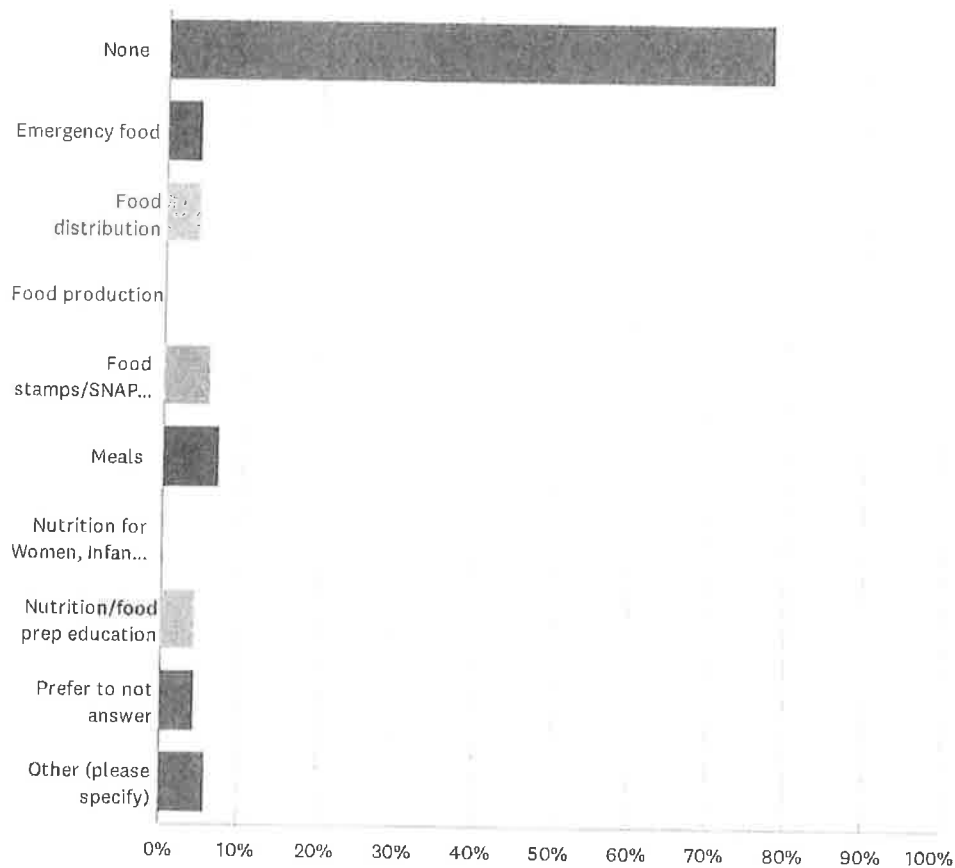
Q28 Do you have any CIVIC/COMMUNITY NEEDS right now? (please select all that apply)

Answered: 72 Skipped: 0



Q27 Do you have any NUTRITION NEEDS right now? (please select all that apply)

Answered: 68 Skipped: 4



ANSWER CHOICES

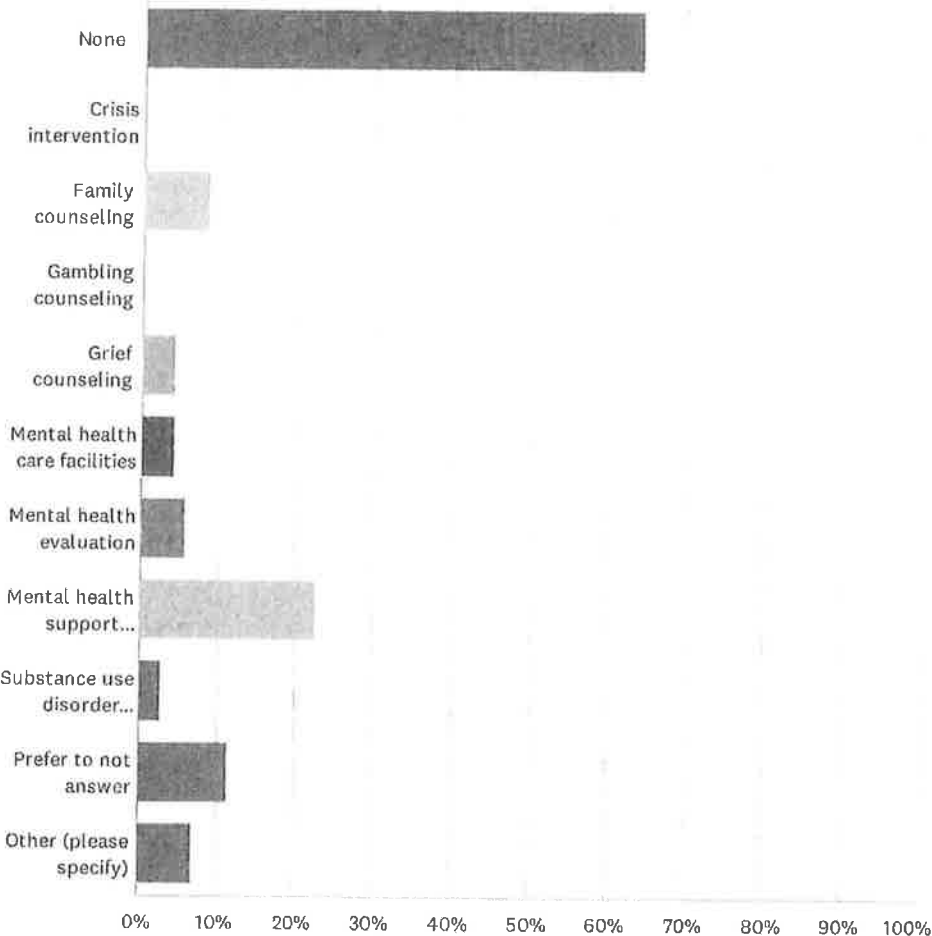
RESPONSES

None	77.94%	53
Emergency food	4.41%	3
Food distribution	4.41%	3
Food production	0.00%	0
Food stamps/SNAP benefits	5.88%	4
Meals	7.35%	5
Nutrition for Women, Infants & Children (WIC)	0.00%	0
Nutrition/food prep education	4.41%	3
Prefer to not answer	4.41%	3
Other (please specify)	5.88%	4
Total Respondents: 68		

ANSWER CHOICES	RESPONSES	
None	64.29%	45
Crisis intervention	0.00%	0
Family counseling	8.57%	6
Gambling counseling	0.00%	0
Grief counseling	4.29%	3
Mental health care facilities	4.29%	3
Mental health evaluation	5.71%	4
Mental health support services	22.86%	16
Substance use disorder services	2.86%	2
Prefer to not answer	11.43%	8
Other (please specify)	7.14%	5
Total Respondents: 70		

Q26 Do you have any MENTAL HEALTH NEEDS right now? (please select all that apply)

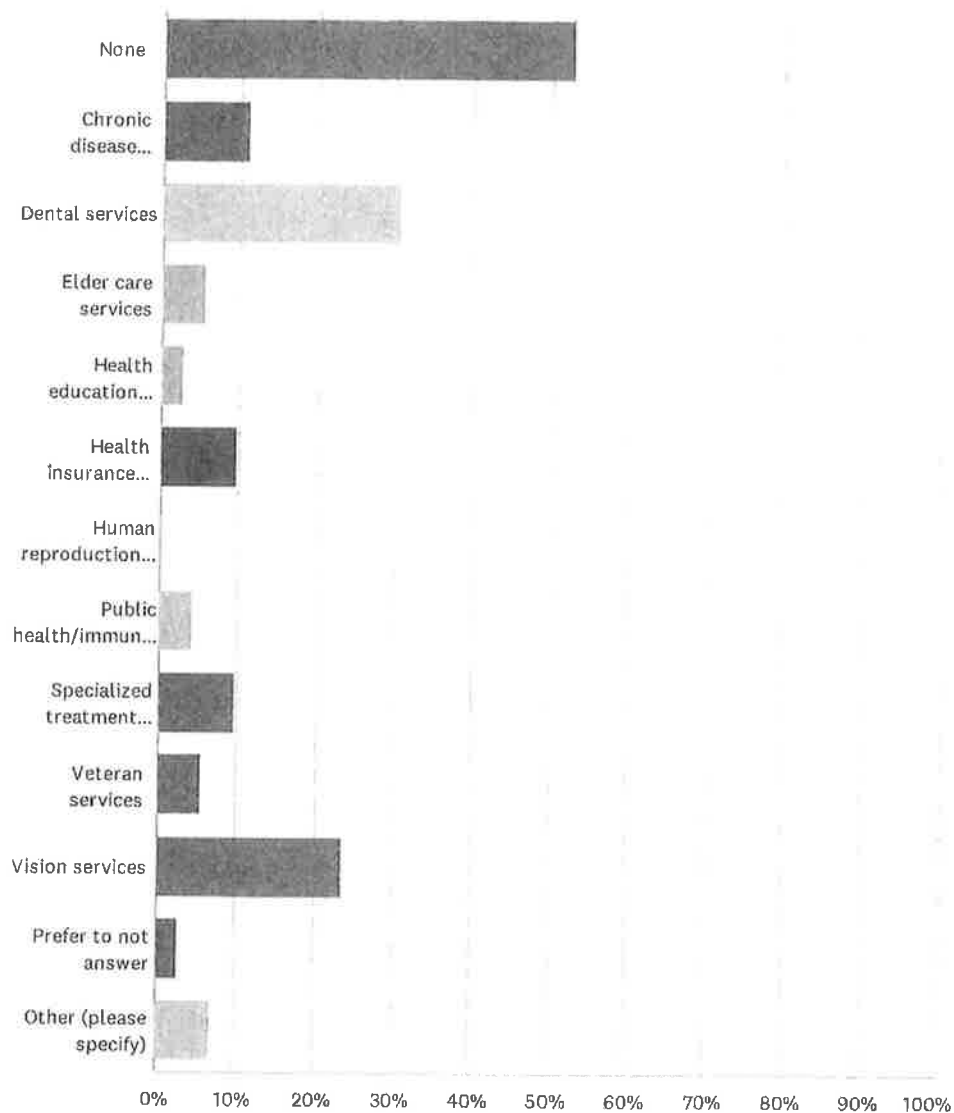
Answered: 70 Skipped: 2



ANSWER CHOICES	RESPONSES	
None	52.78%	38
Chronic disease management	11.11%	8
Dental services	30.56%	22
Elder care services	5.56%	4
Health education services	2.78%	2
Health insurance coverage	9.72%	7
Human reproduction/pregnancy	0.00%	0
Public health/immunizations	4.17%	3
Specialized treatment services	9.72%	7
Veteran services	5.56%	4
Vision services	23.61%	17
Prefer to not answer	2.78%	2
Other (please specify)	6.94%	5
Total Respondents: 72		

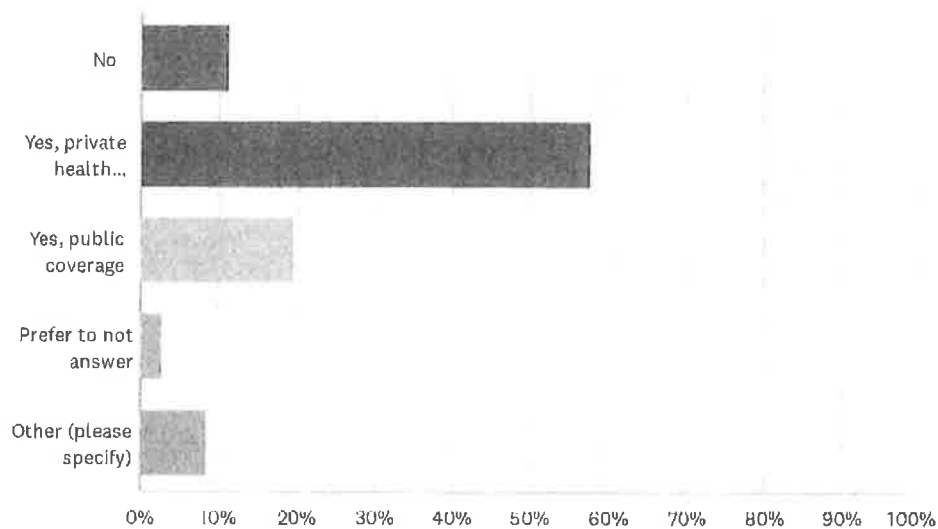
Q25 Do you have any HEALTH CARE NEEDS right now? (please select all that apply)

Answered: 72 Skipped: 0



Q24 Do you have health insurance coverage? (please select best answer)

Answered: 71 Skipped: 1

**ANSWER CHOICES****RESPONSES**

No	11.27%	8
Yes, private health insurance	57.75%	41
Yes, public coverage	19.72%	14
Prefer to not answer	2.82%	2
Other (please specify)	8.45%	6
TOTAL		71

2022 NATRONA COUNTY COMMUNITY NEEDS ASSESSMENT SURVEY

SurveyMonkey

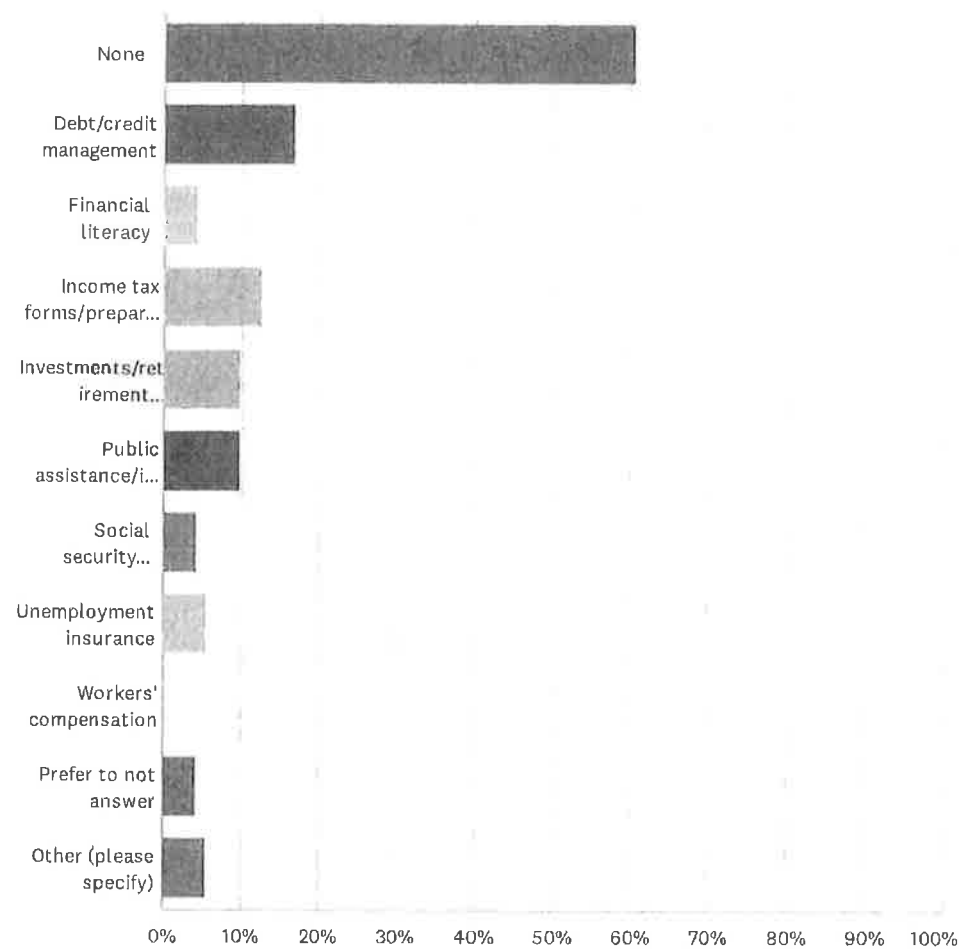
ANSWER CHOICES

RESPONSES

None	60.56%	43
Debt/credit management	16.90%	12
Financial literacy	4.23%	3
Income tax forms/preparation	12.68%	9
Investments/retirement planning	9.86%	7
Public assistance/income maintenance	9.86%	7
Social security benefits	4.23%	3
Unemployment insurance	5.63%	4
Workers' compensation	0.00%	0
Prefer to not answer	4.23%	3
Other (please specify)	5.63%	4
Total Respondents: 71		

Q23 Do you have any FINANCIAL NEEDS right now? (please select all that apply)

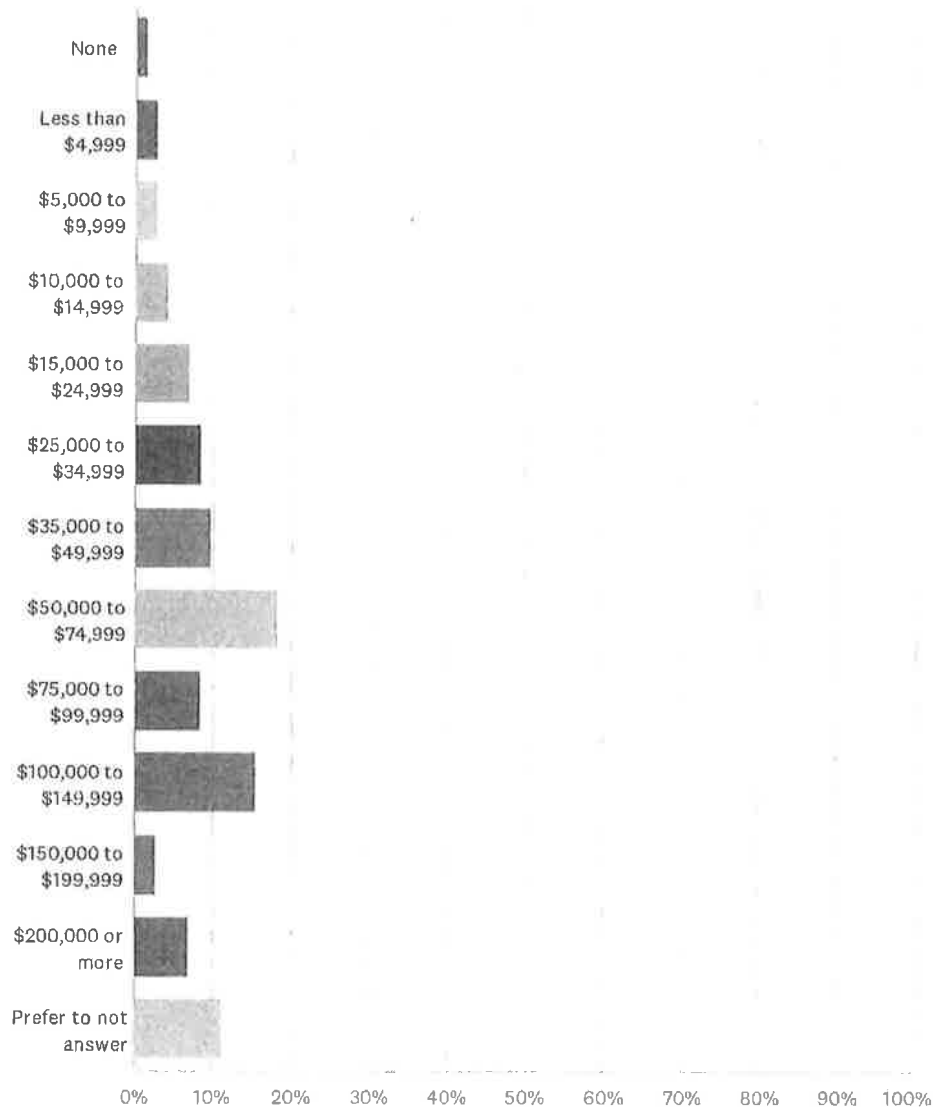
Answered: 71 Skipped: 1



ANSWER CHOICES		RESPONSES	
None		1.41%	1
Less than \$4,999		2.82%	2
\$5,000 to \$9,999		2.82%	2
\$10,000 to \$14,999		4.23%	3
\$15,000 to \$24,999		7.04%	5
\$25,000 to \$34,999		8.45%	6
\$35,000 to \$49,999		9.86%	7
\$50,000 to \$74,999		18.31%	13
\$75,000 to \$99,999		8.45%	6
\$100,000 to \$149,999		15.49%	11
\$150,000 to \$199,999		2.82%	2
\$200,000 or more		7.04%	5
Prefer to not answer		11.27%	8
TOTAL			71

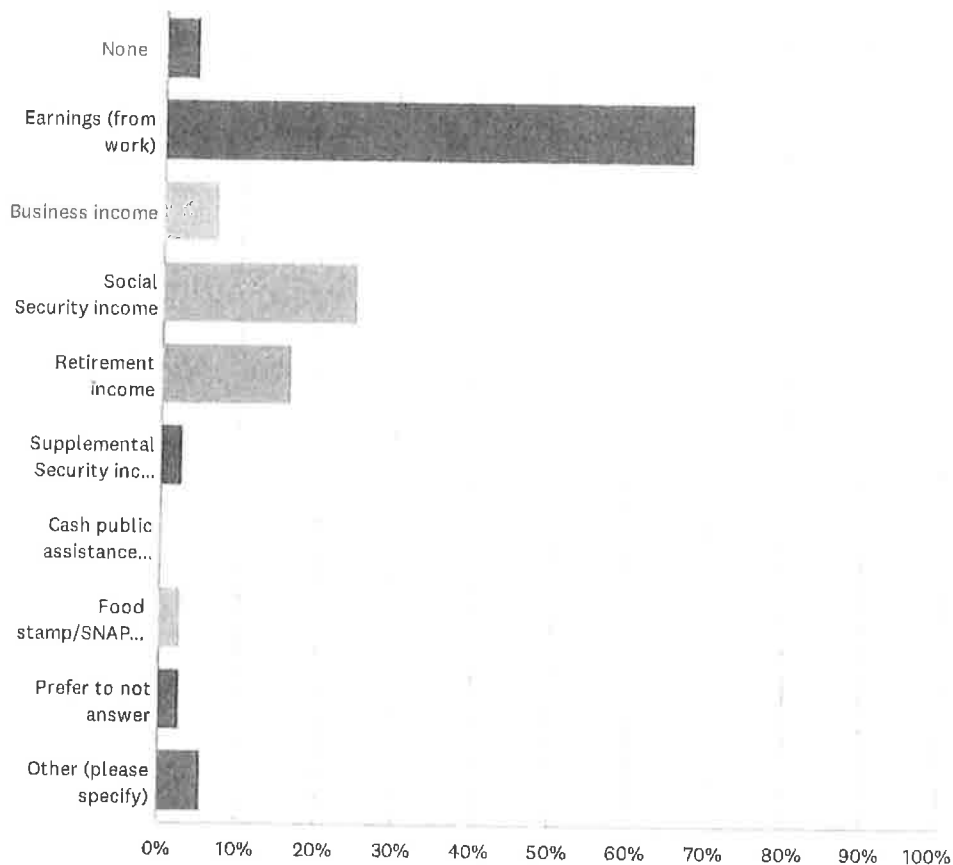
Q22 What was the approximate total household annual income last year (including assistance) for everyone in your household)? (please select best answer)

Answered: 71 Skipped: 1



Q21 What are your sources of income? (please select all that apply)

Answered: 72 Skipped: 0



ANSWER CHOICES

RESPONSES

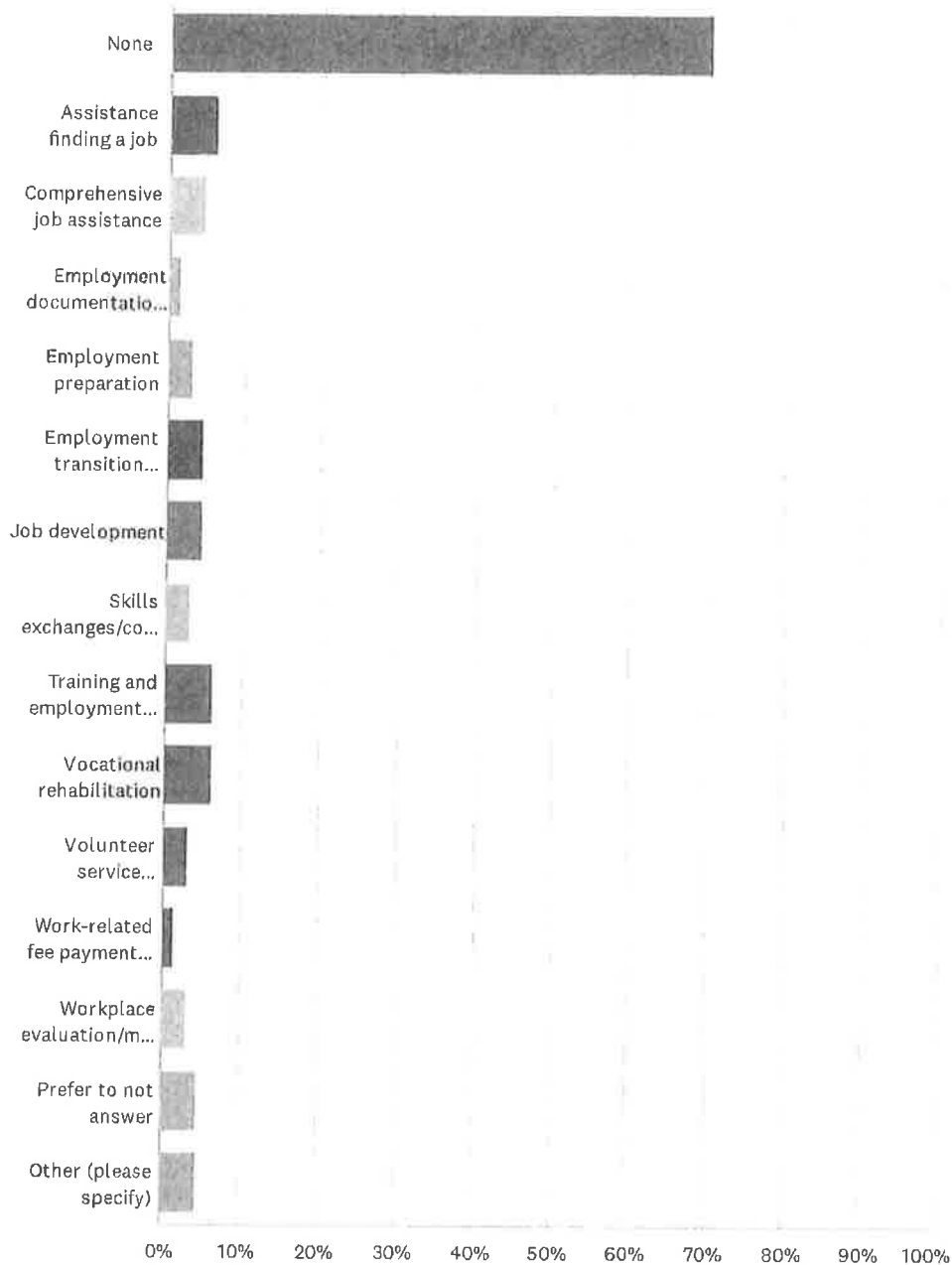
None	4.17%	3
Earnings (from work)	68.06%	49
Business income	6.94%	5
Social Security income	25.00%	18
Retirement income	16.67%	12
Supplemental Security income (SSI)	2.78%	2
Cash public assistance income	0.00%	0
Food stamp/SNAP benefits	2.78%	2
Prefer to not answer	2.78%	2
Other (please specify)	5.56%	4

Total Respondents: 72

ANSWER CHOICES	RESPONSES	
None	70.31%	45
Assistance finding a job	6.25%	4
Comprehensive job assistance	4.69%	3
Employment documentation/verification	1.56%	1
Employment preparation	3.13%	2
Employment transition counseling	4.69%	3
Job development	4.69%	3
Skills exchanges/cooperatives	3.13%	2
Training and employment programs	6.25%	4
Vocational rehabilitation	6.25%	4
Volunteer service programs	3.13%	2
Work-related fee payment assistance	1.56%	1
Workplace evaluation/modification	3.13%	2
Prefer to not answer	4.69%	3
Other (please specify)	4.69%	3
Total Respondents: 64		

Q20 Do you have any EMPLOYMENT NEEDS right now? (please select all that apply)

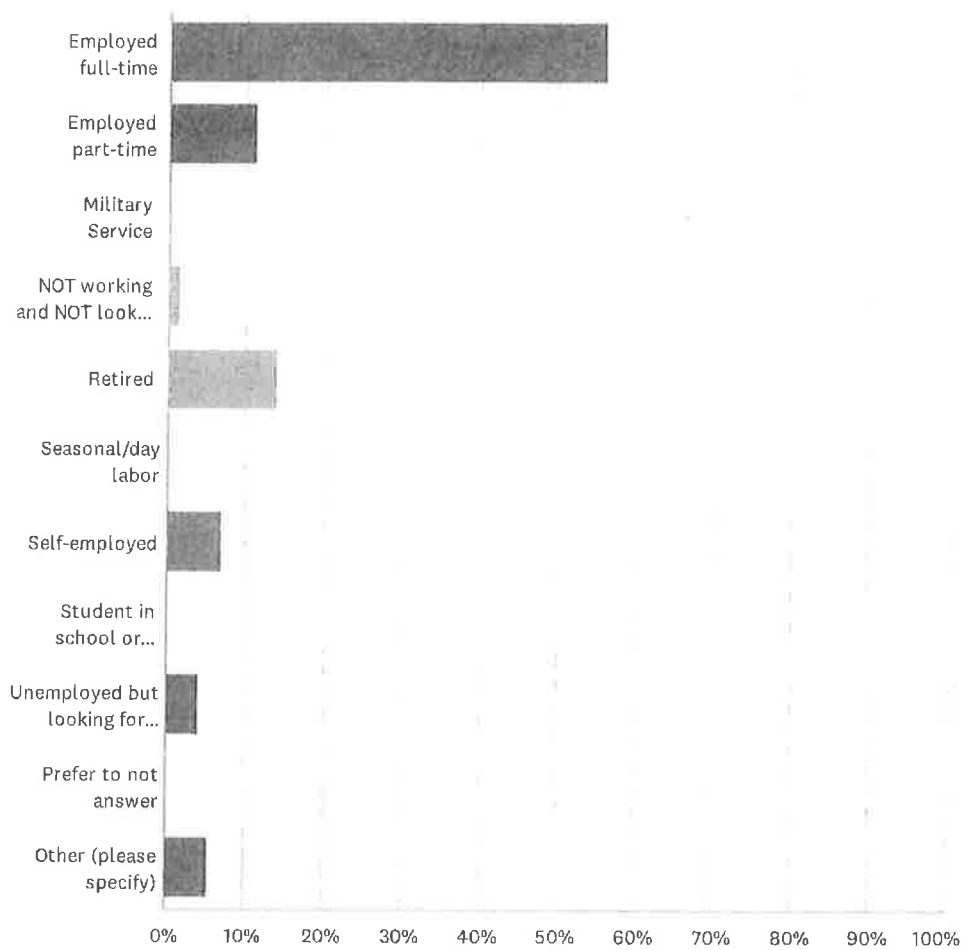
Answered: 64 Skipped: 8



ANSWER CHOICES	RESPONSES	
Employed full-time	56.34%	40
Employed part-time	11.27%	8
Military Service	0.00%	0
NOT working and NOT looking for work	1.41%	1
Retired	14.08%	10
Seasonal/day labor	0.00%	0
Self-employed	7.04%	5
Student in school or training program	0.00%	0
Unemployed but looking for work	4.23%	3
Prefer to not answer	0.00%	0
Other (please specify)	5.63%	4
TOTAL		71

Q19 What is your current employment status? (please select best answer)

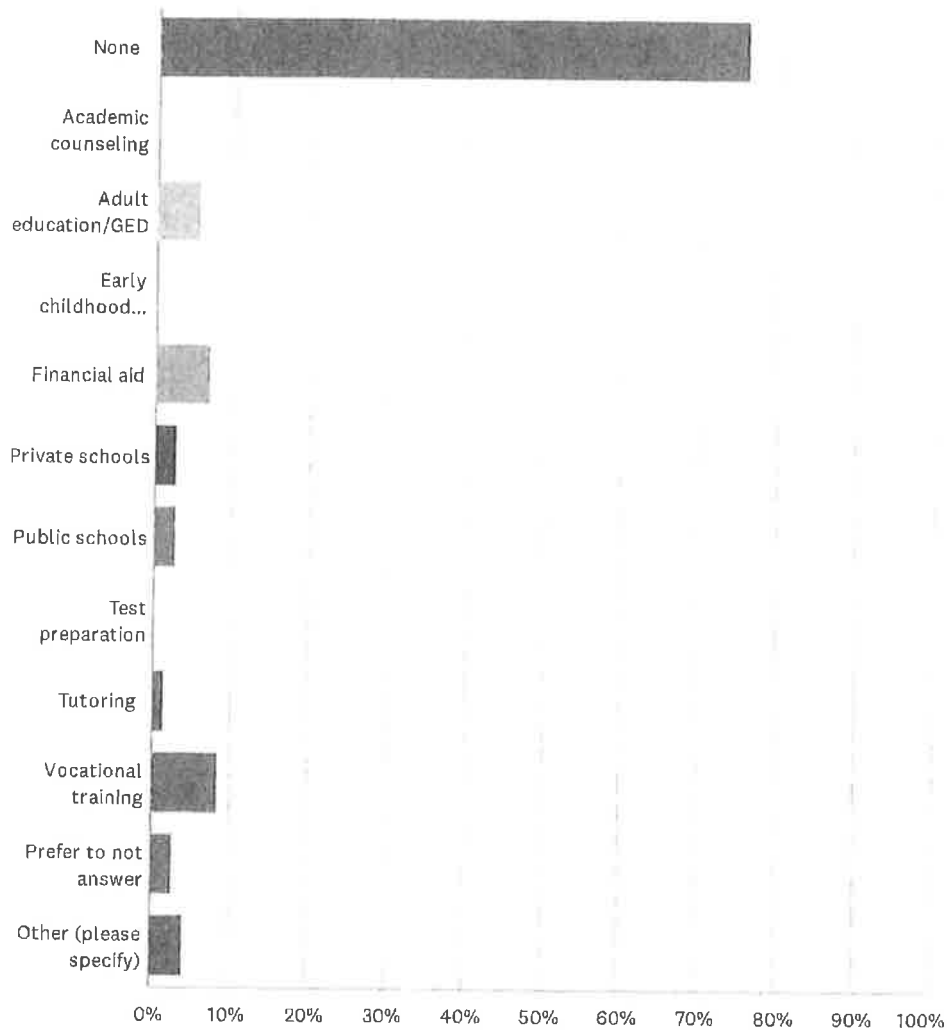
Answered: 71 Skipped: 1



ANSWER CHOICES	RESPONSES	
None	76.06%	54
Academic counseling	0.00%	0
Adult education/GED	5.63%	4
Early childhood education	0.00%	0
Financial aid	7.04%	5
Private schools	2.82%	2
Public schools	2.82%	2
Test preparation	0.00%	0
Tutoring	1.41%	1
Vocational training	8.45%	6
Prefer to not answer	2.82%	2
Other (please specify)	4.23%	3
Total Respondents: 71		

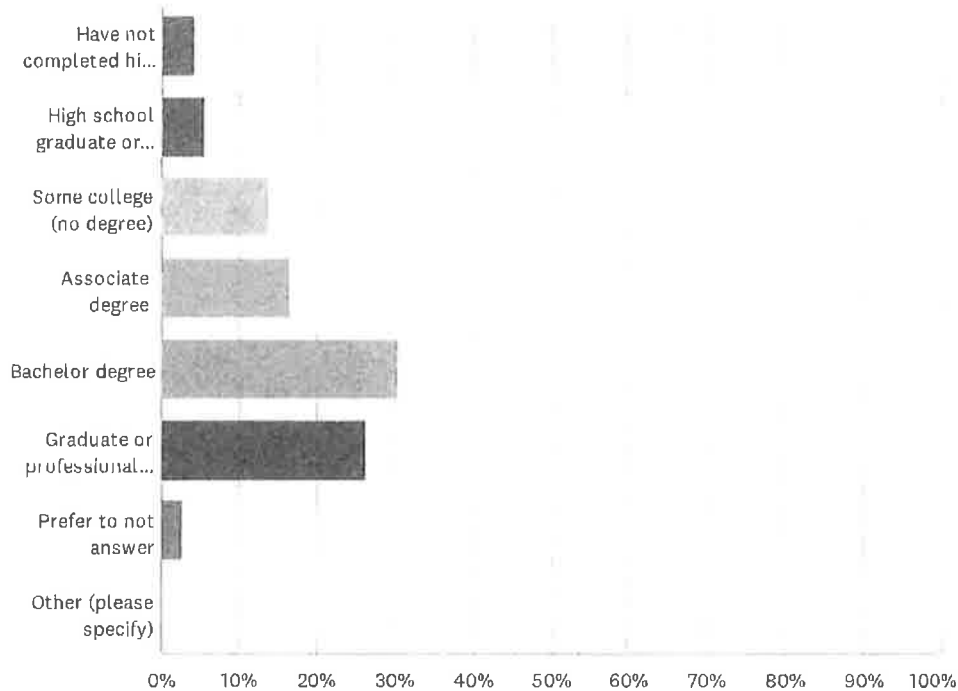
Q18 Do you have any EDUCATION NEEDS right now? (please select all that apply)

Answered: 71 Skipped: 1



Q17 What is the highest level of education you have completed? (please select best answer)

Answered: 72 Skipped: 0



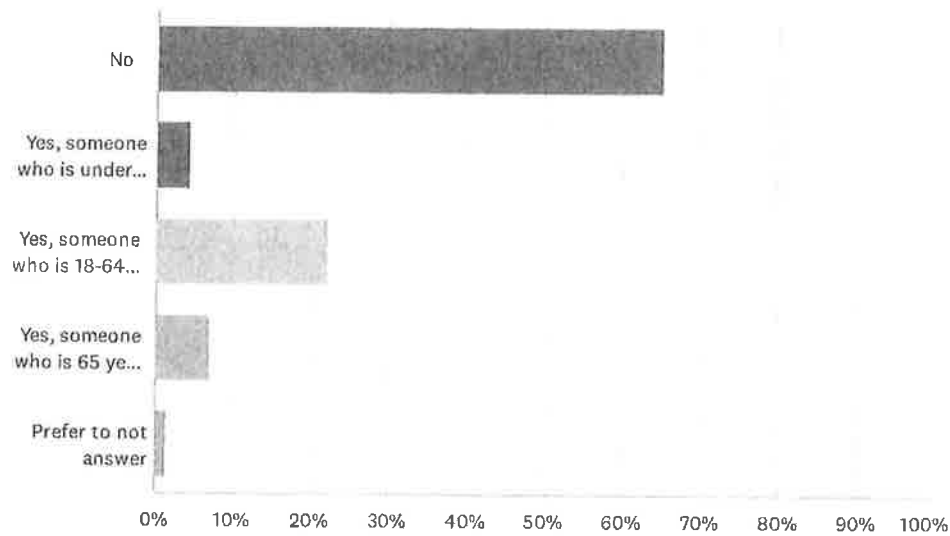
ANSWER CHOICES

RESPONSES

Have not completed high school	4.17%	3
High school graduate or equivalency	5.56%	4
Some college (no degree)	13.89%	10
Associate degree	16.67%	12
Bachelor degree	30.56%	22
Graduate or professional degree	26.39%	19
Prefer to not answer	2.78%	2
Other (please specify)	0.00%	0
TOTAL		72

Q16 Does anyone in your household have any special needs or disabilities? (please select best answer)

Answered: 72 Skipped: 0



ANSWER CHOICES

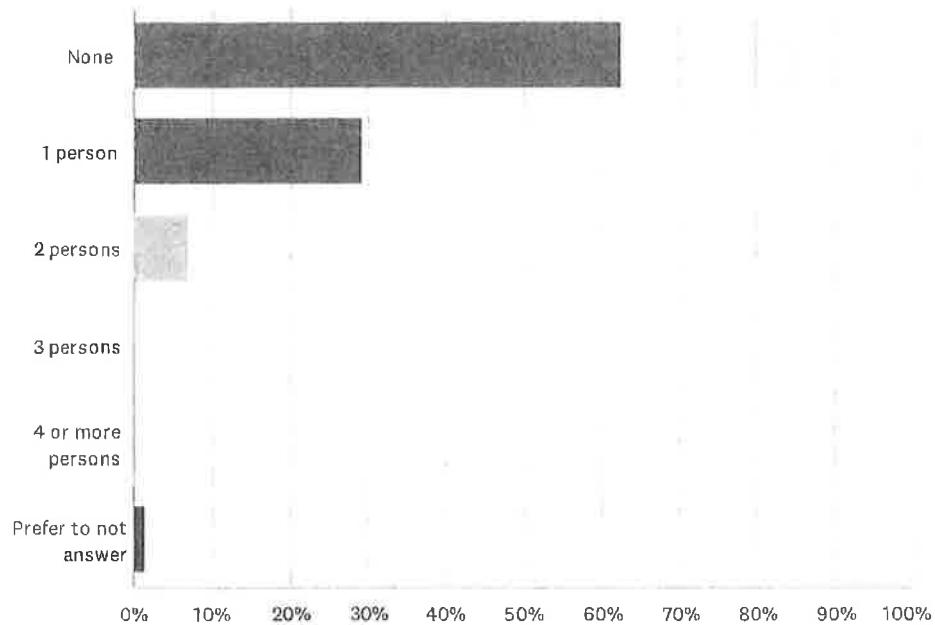
No
 Yes, someone who is under 18 years of age
 Yes, someone who is 18-64 years old
 Yes, someone who is 65 years or older
 Prefer to not answer

RESPONSES

65.28% 47
 4.17% 3
 22.22% 16
 6.94% 5
 1.39% 1
 TOTAL 72

Q15 How many persons in your household are age 65 years or older? (please select best answer)

Answered: 72 Skipped: 0



ANSWER CHOICES

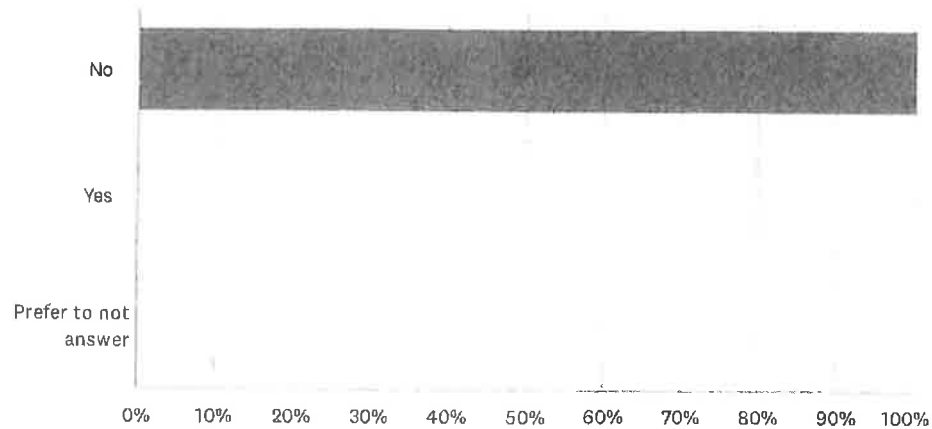
None
1 person
2 persons
3 persons
4 or more persons
Prefer to not answer
TOTAL

RESPONSES

62.50%	45
29.17%	21
6.94%	5
0.00%	0
0.00%	0
1.39%	1
	72

Q14 Is anyone in your household currently pregnant? (please select best answer)

Answered: 72 Skipped: 0

**ANSWER CHOICES**

No

Yes

Prefer to not answer

TOTAL**RESPONSES**

100.00%

0.00%

0.00%

72

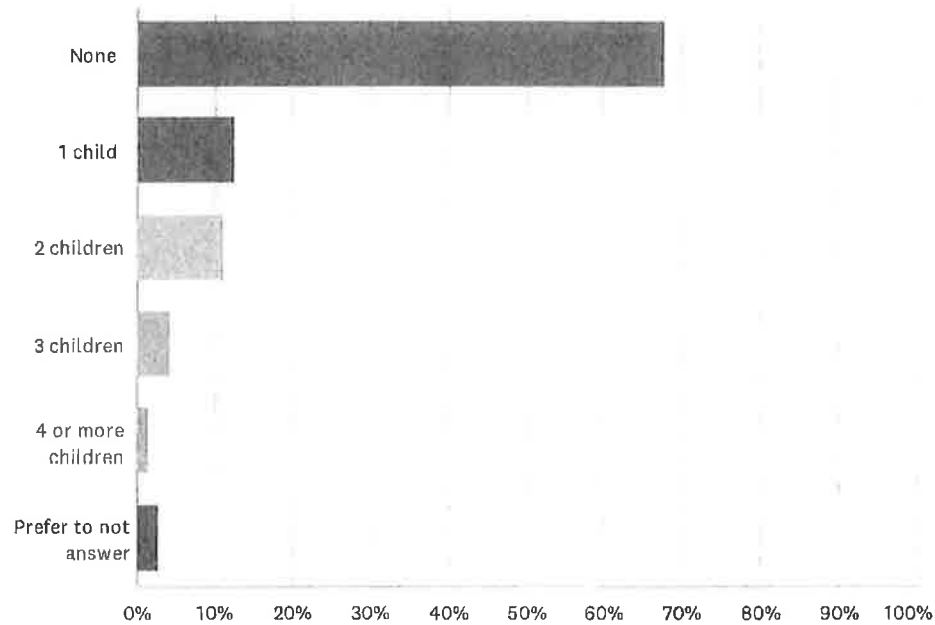
0

0

72

Q13 How many children (under age 18 years) live in your household? (please select best answer)

Answered: 72 Skipped: 0



ANSWER CHOICES

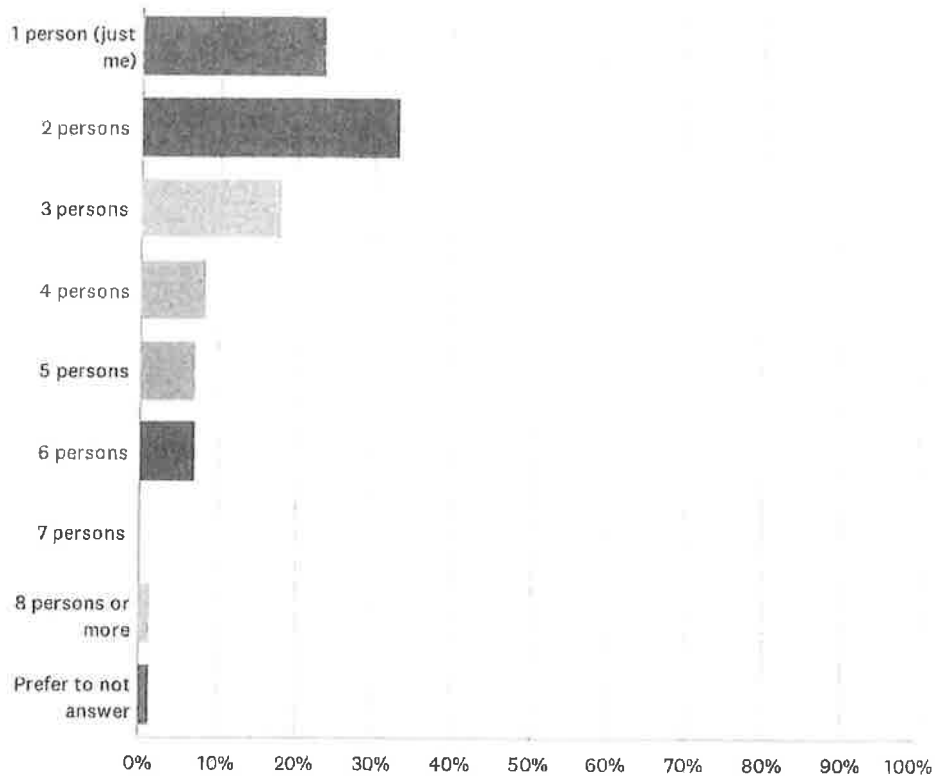
None
1 child
2 children
3 children
4 or more children
Prefer to not answer
TOTAL

RESPONSES

68.06%	49
12.50%	9
11.11%	8
4.17%	3
1.39%	1
2.78%	2
	72

Q12 How many total persons, including your, live in your household? (please select best answer)

Answered: 72 Skipped: 0



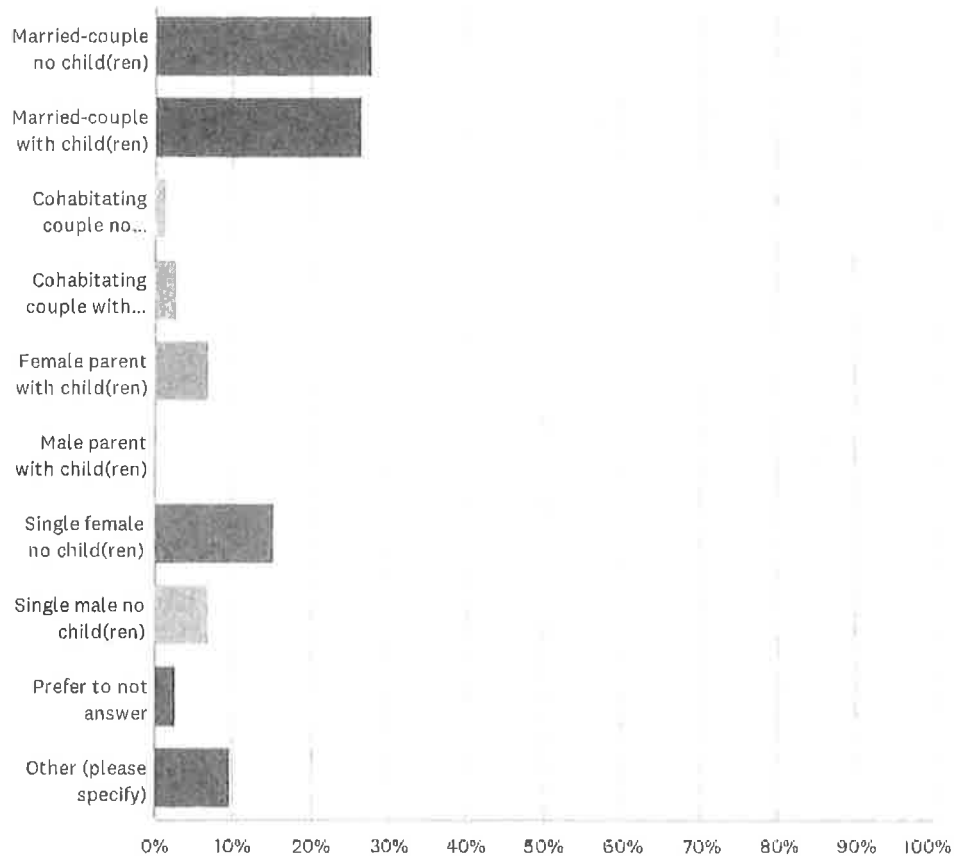
ANSWER CHOICES

RESPONSES

1 person (just me)	23.61%	17
2 persons	33.33%	24
3 persons	18.06%	13
4 persons	8.33%	6
5 persons	6.94%	5
6 persons	6.94%	5
7 persons	0.00%	0
8 persons or more	1.39%	1
Prefer to not answer	1.39%	1
TOTAL		72

Q11 How would you describe your household type? (please select best answer)

Answered: 72 Skipped: 0



ANSWER CHOICES

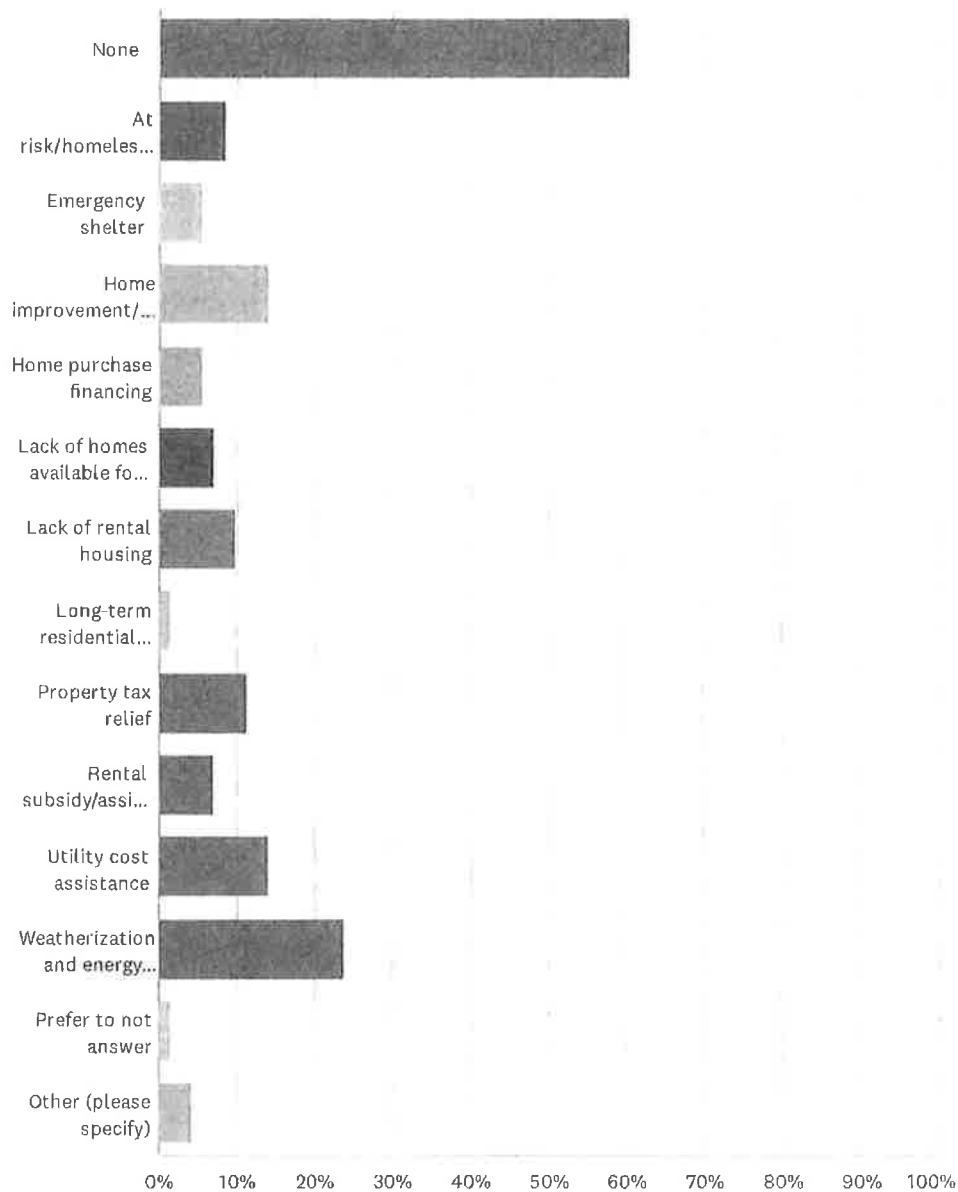
RESPONSES

Married-couple no child(ren)	27.78%	20
Married-couple with child(ren)	26.39%	19
Cohabitating couple no child(ren)	1.39%	1
Cohabitating couple with child(ren)	2.78%	2
Female parent with child(ren)	6.94%	5
Male parent with child(ren)	0.00%	0
Single female no child(ren)	15.28%	11
Single male no child(ren)	6.94%	5
Prefer to not answer	2.78%	2
Other (please specify)	9.72%	7
TOTAL		72

ANSWER CHOICES	RESPONSES	
None	60.56%	43
At risk/homeless assistance	8.45%	6
Emergency shelter	5.63%	4
Home improvement/accessibility	14.08%	10
Home purchase financing	5.63%	4
Lack of homes available for purchase	7.04%	5
Lack of rental housing	9.86%	7
Long-term residential care	1.41%	1
Property tax relief	11.27%	8
Rental subsidy/assistance	7.04%	5
Utility cost assistance	14.08%	10
Weatherization and energy efficiency	23.94%	17
Prefer to not answer	1.41%	1
Other (please specify)	4.23%	3
Total Respondents: 71		

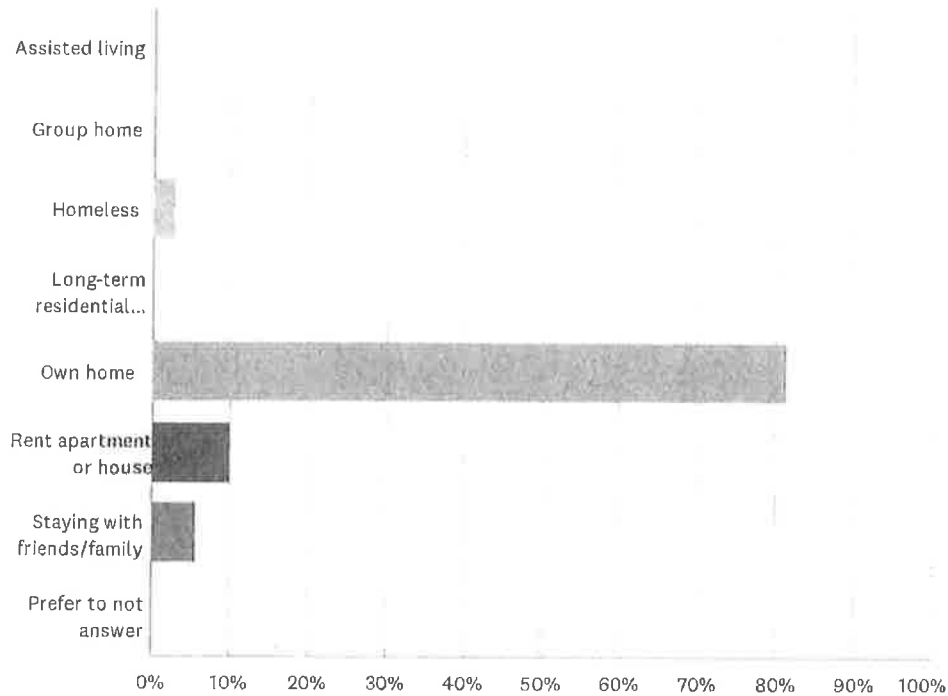
Q10 Do you have any HOUSING NEEDS right now? (please select all that apply)

Answered: 71 Skipped: 1



Q9 How would you describe your living quarters? (please select best answer)

Answered: 70 Skipped: 2



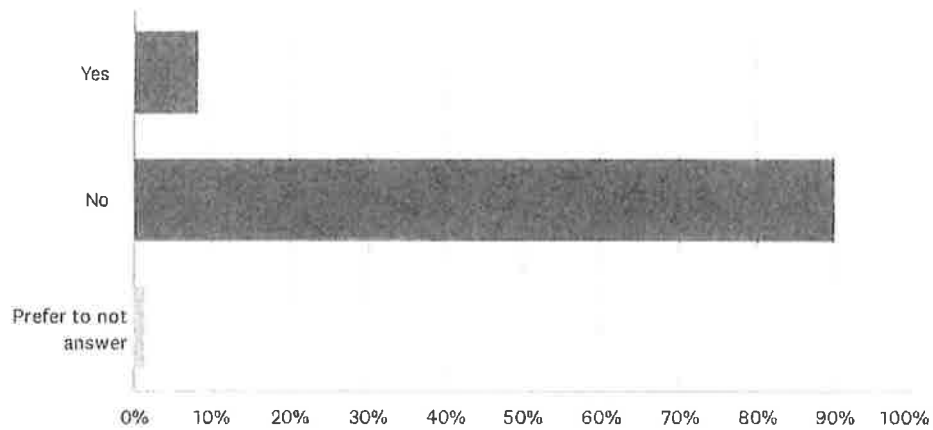
ANSWER CHOICES

RESPONSES

Assisted living	0.00%	0
Group home	0.00%	0
Homeless	2.86%	2
Long-term residential care	0.00%	0
Own home	81.43%	57
Rent apartment or house	10.00%	7
Staying with friends/family	5.71%	4
Prefer to not answer	0.00%	0
TOTAL		70

Q8 Are you a Veteran? (please select best answer)

Answered: 72 Skipped: 0

**ANSWER CHOICES****RESPONSES**

Yes

8.33%

6

No

90.28%

65

Prefer to not answer

1.39%

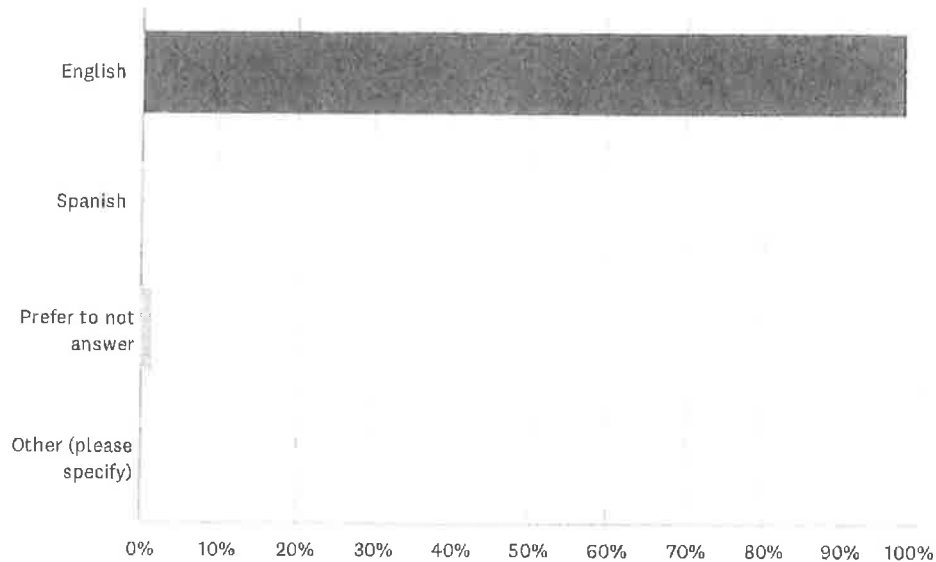
1

TOTAL

72

Q7 What language do you primarily speak in your home? (please select best answer)

Answered: 72 Skipped: 0



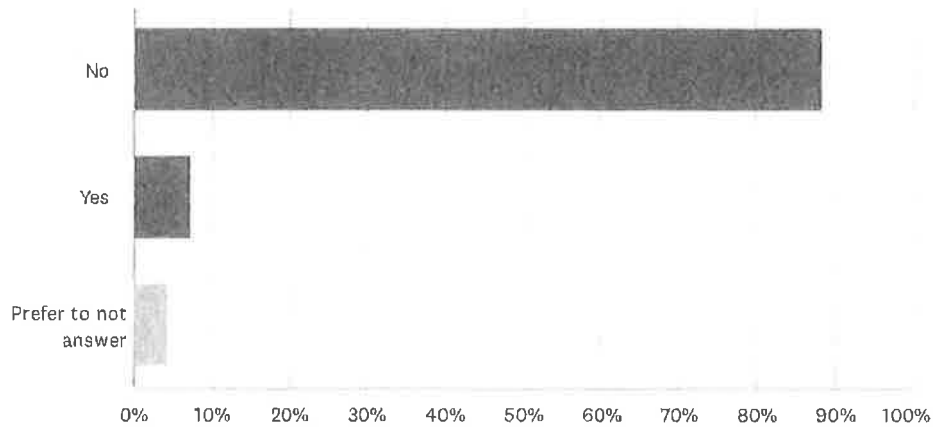
ANSWER CHOICES

RESPONSES

English	98.61%	71
Spanish	0.00%	0
Prefer to not answer	1.39%	1
Other (please specify)	0.00%	0
TOTAL		72

Q6 Are you Hispanic or Latino (may be of any race)? (please select best answer)

Answered: 69 Skipped: 3

**ANSWER CHOICES**

No

Yes

Prefer to not answer

TOTAL

RESPONSES

88.41%

7.25%

4.35%

61

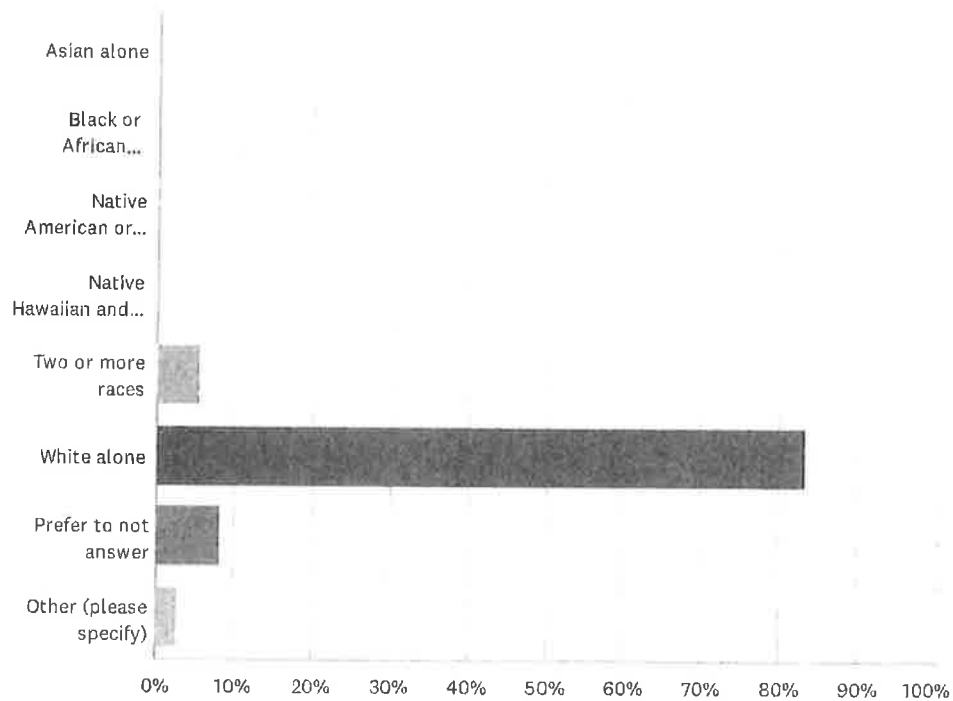
5

3

69

Q5 What is your race? (please select best answer)

Answered: 72 Skipped: 0



ANSWER CHOICES

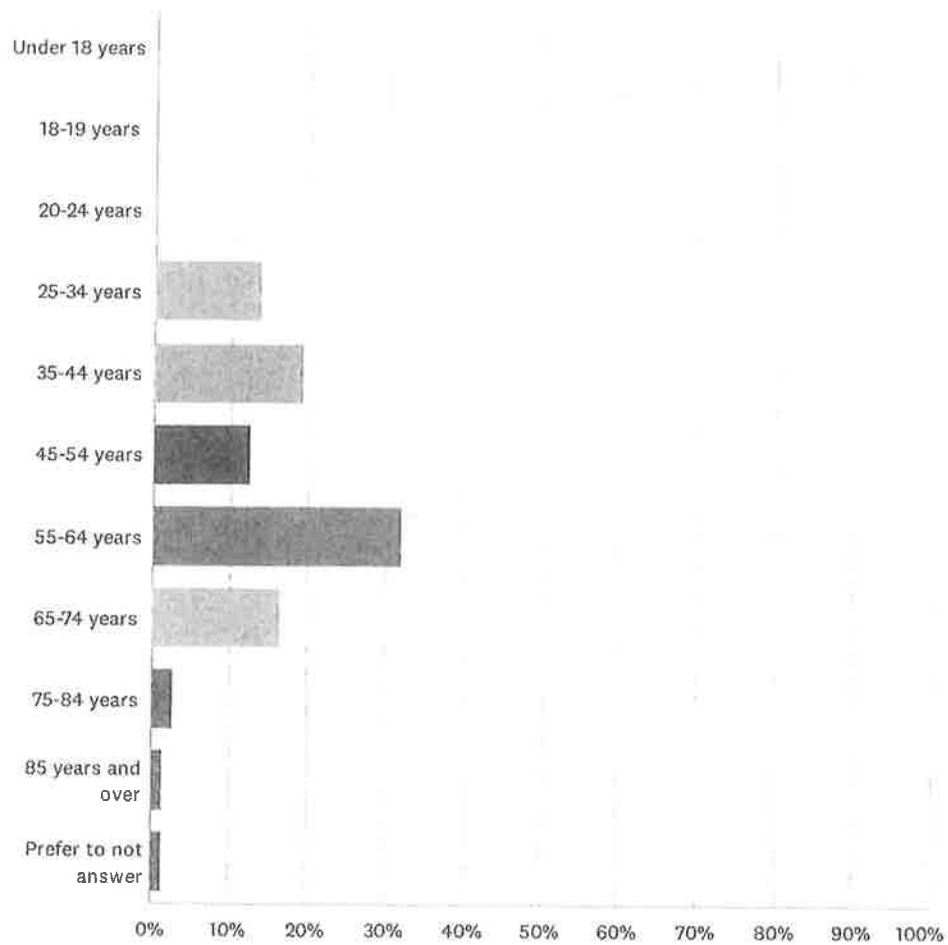
RESPONSES

Asian alone	0.00%	0
Black or African American alone	0.00%	0
Native American or Alaska Native alone	0.00%	0
Native Hawaiian and Other Pacific Islander alone	0.00%	0
Two or more races	5.56%	4
White alone	83.33%	60
Prefer to not answer	8.33%	6
Other (please specify)	2.78%	2
TOTAL		72

ANSWER CHOICES		RESPONSES	
Under 18 years		0.00%	0
18-19 years		0.00%	0
20-24 years		0.00%	0
25-34 years		13.89%	10
35-44 years		19.44%	14
45-54 years		12.50%	9
55-64 years		31.94%	23
65-74 years		16.67%	12
75-84 years		2.78%	2
85 years and over		1.39%	1
Prefer to not answer		1.39%	1
TOTAL			72

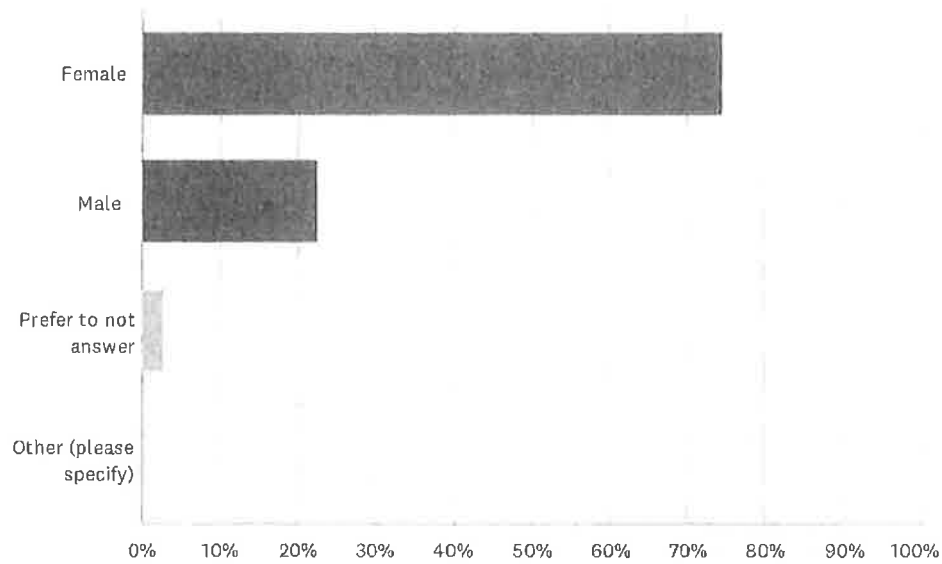
Q4 What is your age range? (please select best answer)

Answered: 72 Skipped: 0



Q3 What is your gender? (please select best answer)

Answered: 71 Skipped: 1

**ANSWER CHOICES**

Female

Male

Prefer to not answer

Other (please specify)

TOTAL**RESPONSES**

74.65%

22.54%

2.82%

0.00%

53

16

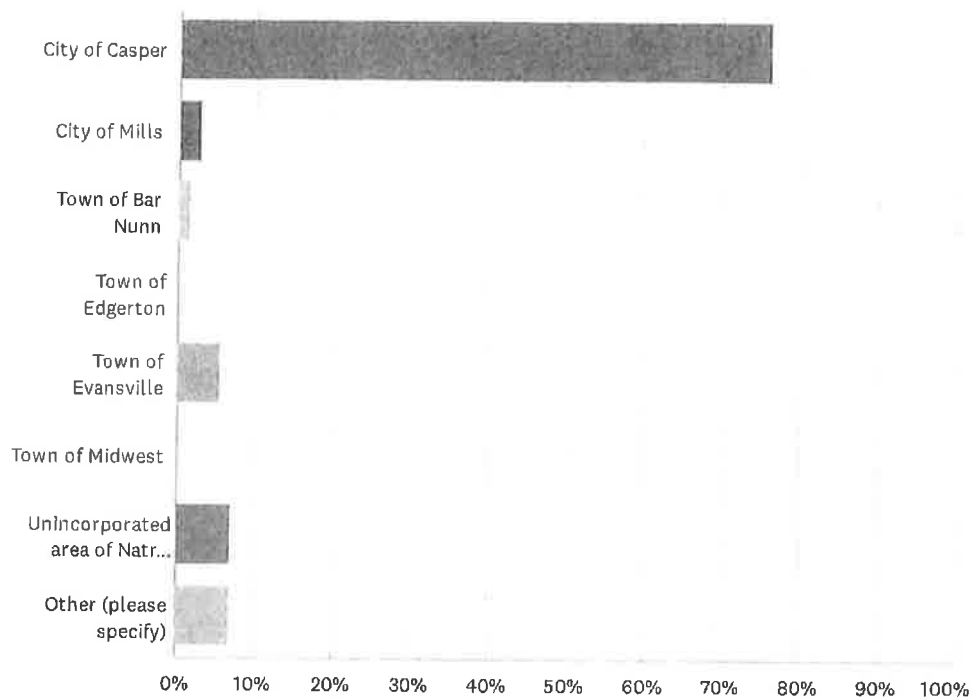
2

0

71

Q2 Where do you live? (please select best answer)

Answered: 72 Skipped: 0



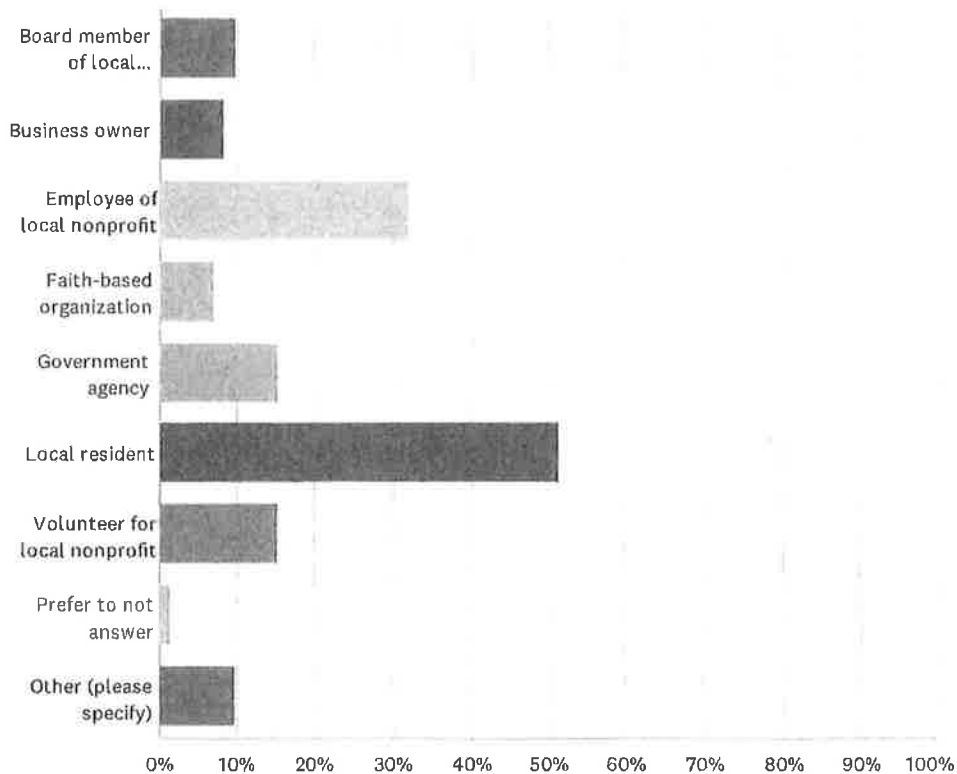
ANSWER CHOICES

RESPONSES

City of Casper	76.39%	55
City of Mills	2.78%	2
Town of Bar Nunn	1.39%	1
Town of Edgerton	0.00%	0
Town of Evansville	5.56%	4
Town of Midwest	0.00%	0
Unincorporated area of Natrona County	6.94%	5
Other (please specify)	6.94%	5
TOTAL		72

Q1 What is your role in the community? (please select all that apply)

Answered: 72 Skipped: 0



ANSWER CHOICES

Board member of local nonprofit
 Business owner
 Employee of local nonprofit
 Faith-based organization
 Government agency
 Local resident
 Volunteer for local nonprofit
 Prefer to not answer
 Other (please specify)
 Total Respondents: 72

RESPONSES

9.72%	7
8.33%	6
31.94%	23
6.94%	5
15.28%	11
51.39%	37
15.28%	11
1.39%	1
9.72%	7

32. Are you aware of any duplication of effort, waste, or fraud involving CSBG-funded service?
(please select best answer)

- ☐ No
- ☐ Prefer to not answer
- ☐ Yes (please specify) _____

33. Do you have any additional feedback or comments related to poverty in your community?

- ☐ No
- ☐ Prefer to not answer
- ☐ Yes (please specify) _____

29. Do you have OTHER SUPPORT NEEDS right now? (please select all that apply)

- ☐ Automobile purchase
- ☐ Clothing, household goods, personal hygiene products, tools, etc.
- ☐ Consumer protection
- ☐ Legal services
- ☐ Local transportation
- ☐ Long-distance transportation
- ☐ Prisoner discharge services
- ☐ Public transportation
- ☐ Traveler assistance
- ☐ Vehicle repair assistance
- ☐ Prefer to not answer
- ☐ Other (please specify) _____
- ☐ None

30. Please rank your NEEDS (as referenced above) to show your priorities:

- ☐ CIVIC/COMMUNITY
- ☐ EDUCATION
- ☐ EMPLOYMENT
- ☐ FINANCE
- ☐ HEALTH CARE
- ☐ HOUSING
- ☐ MENTAL HEALTH
- ☐ NUTRITION
- ☐ OTHER SUPPORT

31. The previous questions focused on you and your needs. For this next question, please consider your entire county. From that broader community perspective, do you think the local CSBG Board should increase or decrease funding for the following services (please select best answer for each service listed below)

	<i>Decrease funding</i>	<i>Continue as is</i>	<i>Increase funding</i>
CIVIC/COMMUNITY	<input type="checkbox"/>	<input type="checkbox"/>	<input type="checkbox"/>
EDUCATION	<input type="checkbox"/>	<input type="checkbox"/>	<input type="checkbox"/>
EMPLOYMENT	<input type="checkbox"/>	<input type="checkbox"/>	<input type="checkbox"/>
FINANCE	<input type="checkbox"/>	<input type="checkbox"/>	<input type="checkbox"/>
HEALTH CARE	<input type="checkbox"/>	<input type="checkbox"/>	<input type="checkbox"/>
HOUSING	<input type="checkbox"/>	<input type="checkbox"/>	<input type="checkbox"/>
MENTAL HEALTH	<input type="checkbox"/>	<input type="checkbox"/>	<input type="checkbox"/>
NUTRITION	<input type="checkbox"/>	<input type="checkbox"/>	<input type="checkbox"/>
OTHER SUPPORT	<input type="checkbox"/>	<input type="checkbox"/>	<input type="checkbox"/>

26. Do you have any MENTAL HEALTH NEEDS right now? (please select all that apply)

- ☐ Crisis intervention
- ☐ Family counseling
- ☐ Gambling counseling
- ☐ Grief counseling
- ☐ Mental health care facilities
- ☐ Mental health evaluation
- ☐ Mental health support services
- ☐ Substance use disorder services
- ☐ Prefer to not answer
- ☐ Other (please specify) _____
- ☐ None

27. Do you have any NUTRITION NEEDS right now? (please select all that apply)

- ☐ Emergency food
- ☐ Food distribution
- ☐ Food production
- ☐ Food stamps/SNAP benefits
- ☐ Meals
- ☐ Nutrition for Women, Infants & Children/WIC benefits
- ☐ Nutrition/food prep education
- ☐ Prefer to not answer
- ☐ Other (please specify) _____
- ☐ None

28. Do you have any CIVIC/COMMUNITY NEEDS right now? (please select all that apply)

- ☐ Arts and culture opportunities
- ☐ Community facilities/centers
- ☐ Community nonprofit services
- ☐ Disaster services
- ☐ Economic development services
- ☐ Local government services
- ☐ Public safety/prevention
- ☐ Recreational activities
- ☐ Senior activities
- ☐ Spiritual/faith services
- ☐ Volunteer opportunities
- ☐ Youth activities
- ☐ Prefer to not answer
- ☐ Other (please specify) _____
- ☐ None

23. Do you have any FINANCIAL NEEDS right now? (please select all that apply)

- ☐ Debt/credit management
- ☐ Financial literacy
- ☐ Income tax forms/preparation
- ☐ Investments/retirement planning
- ☐ Public assistance/income maintenance
- ☐ Social security benefits
- ☐ Unemployment insurance
- ☐ Workers' compensation
- ☐ Prefer to not answer
- ☐ Other (please specify) _____
- ☐ None

24. Do you have health insurance coverage? (please select best answer)

- ☐ No
- ☐ Yes, private health insurance
- ☐ Yes, public coverage
- ☐ Prefer to not answer
- ☐ Other (please specify) _____

25. Do you have any HEALTH CARE NEEDS right now? (please select all that apply)

- ☐ Chronic disease management
- ☐ Dental services
- ☐ Elder care services
- ☐ Health education services
- ☐ Health insurance coverage
- ☐ Human reproduction/pregnancy
- ☐ Public health/immunizations
- ☐ Specialized treatment services
- ☐ Veteran services
- ☐ Vision services
- ☐ Prefer to not answer
- ☐ Other (please specify) _____
- ☐ None

20. Do you have any EMPLOYMENT NEEDS right now? (please select all that apply)

- ☐ Assistance finding a job
- ☐ Comprehensive job assistance
- ☐ Employment documentation/verification
- ☐ Employment preparation
- ☐ Employment transition counseling
- ☐ Job development
- ☐ Skills exchanges/cooperatives
- ☐ Training and employment programs
- ☐ Vocational rehabilitation
- ☐ Volunteer service programs
- ☐ Work-related fee payment assistance
- ☐ Workplace evaluation/modification
- ☐ Prefer to not answer
- ☐ Other (please specify) _____
- ☐ None

21. What are your sources of income? (please select all that apply)

- ☐ Earnings (from work)
- ☐ Business income
- ☐ Social Security income
- ☐ Retirement income
- ☐ Supplemental Security income (SSI)
- ☐ Cash public assistance income
- ☐ Food stamps/SNAP benefits
- ☐ Prefer to not answer
- ☐ Other (please specify) _____
- ☐ None

22. What was the approximate total household annual income last year (including assistance) for everyone in your household)? (please select best answer)

- ☐ Less than \$4,999
- ☐ \$5,000 to \$9,999
- ☐ \$10,000 to \$14,999
- ☐ \$15,000 to \$24,999
- ☐ \$25,000 to \$34,999
- ☐ \$35,000 to \$49,999
- ☐ \$50,000 to \$74,999
- ☐ \$75,000 to \$99,999
- ☐ \$100,000 to \$149,999
- ☐ \$150,000 to \$199,999
- ☐ \$200,000 or more
- ☐ Prefer to not answer
- ☐ None

17. What is the highest level of education you have completed? (please select best answer)

- ☐ Have not completed high school
- ☐ High school graduate or equivalency
- ☐ Some college (no degree)
- ☐ Associate degree
- ☐ Bachelor degree
- ☐ Graduate or professional degree
- ☐ Prefer to not answer
- ☐ Other (please specify) _____

18. Do you have any EDUCATION NEEDS right now? (please select all that apply)

- ☐ Academic counseling
- ☐ Adult education/GED
- ☐ Early childhood education
- ☐ Financial aid
- ☐ Private schools
- ☐ Public schools
- ☐ Test preparation
- ☐ Tutoring
- ☐ Vocational training
- ☐ Prefer to not answer
- ☐ Other (please specify) _____
- ☐ None

19. What is your current employment status? (please select best answer)

- ☐ Employed full-time
- ☐ Employed part-time
- ☐ Military service
- ☐ NOT working and NOT looking for work
- ☐ Retired
- ☐ Seasonal/day labor
- ☐ Self-employed
- ☐ Student in school or training program
- ☐ Unemployed but looking for work
- ☐ Prefer to not answer
- ☐ Other (please specify) _____

12. How many total persons, including you, live in your household? (please select best answer)
- ☐ 1 person (just me)
 - ☐ 2 persons
 - ☐ 3 persons
 - ☐ 4 persons
 - ☐ 5 persons
 - ☐ 6 persons
 - ☐ 7 persons
 - ☐ 8 persons or more
 - ☐ Prefer to not answer
13. How many children (under age 18 years) live in your household? (please select best answer)
- ☐ 1 child
 - ☐ 2 children
 - ☐ 3 children
 - ☐ 4 children or more
 - ☐ Prefer to not answer
 - ☐ None
14. Is anyone in your household currently pregnant? (please select best answer)
- ☐ No
 - ☐ Yes
 - ☐ Prefer to not answer
15. How many persons in your household are age 65 years or older? (please select best answer)
- ☐ 1 person
 - ☐ 2 persons
 - ☐ 3 person
 - ☐ 4 or more persons
 - ☐ Prefer to not answer
 - ☐ None
16. Does anyone in your household have any special needs or disabilities? (please select best answer)
- ☐ No
 - ☐ Yes, someone who is under 18 years of age
 - ☐ Yes, someone who is 18-64 years old
 - ☐ Yes, someone who is 65 years or older
 - ☐ Prefer to not answer

9. How would you describe your current living quarters? (please select best answer)

- ☐ Assisted living
- ☐ Group home
- ☐ Homeless
- ☐ Long-term residential care
- ☐ Own home
- ☐ Rent apartment or house
- ☐ Staying with friends/family
- ☐ Prefer to not answer
- ☐ Other (please specify) _____

10. Do you have any HOUSING NEEDS right now? (please select all that apply)

- ☐ At risk/homeless assistance
- ☐ Emergency shelter
- ☐ Home improvement/accessibility
- ☐ Home purchase financing
- ☐ Lack of homes available for purchase
- ☐ Lack of rental housing
- ☐ Long-term residential care
- ☐ Property tax relief
- ☐ Rental subsidy/assistance
- ☐ Utility cost assistance
- ☐ Weatherization and energy efficiency
- ☐ Prefer to not answer
- ☐ Other (please specify) _____
- ☐ None

11. How would you describe your household type? (please select best answer)

- ☐ Married-couple no child(ren)
- ☐ Married-couple with child(ren)
- ☐ Cohabiting couple no child(ren)
- ☐ Cohabiting couple with child(ren)
- ☐ Female parent with child(ren)
- ☐ Male parent with child(ren)
- ☐ Single female no child(ren)
- ☐ Single male no child(ren)
- ☐ Prefer to not answer
- ☐ Other (please specify) _____

4. What is your age range? (please select best answer)
- ☐ Under 18 years
 - ☐ 18-19 years
 - ☐ 20-24 years
 - ☐ 25-34 years
 - ☐ 35-44 years
 - ☐ 45-54 years
 - ☐ 55-64 years
 - ☐ 65-74 years
 - ☐ 75-84 years
 - ☐ 85 years and over
 - ☐ Prefer to not answer
5. What is your race? (please select best answer)
- ☐ Asian alone
 - ☐ Black or African American alone
 - ☐ Native American or Alaska Native alone
 - ☐ Native Hawaiian and Other Pacific Islander alone
 - ☐ White alone
 - ☐ Two or more races
 - ☐ Prefer to not answer
 - ☐ Other (please specify) _____
6. Are you Hispanic or Latino (may be of any race)? (please select best answer)
- ☐ No
 - ☐ Yes
 - ☐ Prefer to not answer
7. What language do you primarily speak in your home? (please select best answer)
- ☐ English
 - ☐ Spanish
 - ☐ Prefer to not answer
 - ☐ Other (please specify) _____
8. Are you a Veteran? (please select best answer)
- ☐ Yes
 - ☐ No
 - ☐ Prefer to not answer

CSBG COMMUNITY NEEDS ASSESSMENT SURVEY

The Community Service Block Grant (CSBG) program is responsible for reducing local poverty, improving the general health and living conditions of residents, and increasing the economic self-sufficiency of local residents. Community Builders, Inc. (CBI) is conducting this survey to assist the local CSBG Board of Directors as they determine your county's needs.

SurveyMonkey estimates that this survey will take about 12 minutes to complete. You can skip any question that you prefer to not answer. Your answers will be confidential. CBI will provide summarized survey results in the final Community Needs Assessment.

You can take this survey online by clicking the link below or by scanning this QR code:
<https://www.surveymonkey.com/r/Natrona2022CSBGsurvey>



Thank you!

1. What is your role in the community? (please select all that apply)

- ☐ Board member of local nonprofit
- ☐ Business owner
- ☐ Employee of local nonprofit
- ☐ Faith-based organization
- ☐ Government agency
- ☐ Local resident
- ☐ Volunteer for local nonprofit
- ☐ Prefer to not answer
- ☐ Other (please specify) _____

2. Where do you live? (please select best answer)

- ☐ City of Casper
- ☐ City of Mills
- ☐ Town of Bar Nunn
- ☐ Town of Edgerton
- ☐ Town of Evansville
- ☐ Unincorporated area of Natrona County
- ☐ Prefer to not answer
- ☐ Other (please specify) _____

3. What is your gender? (please select best answer)

- ☐ Female
- ☐ Male
- ☐ Prefer to not answer
- ☐ Other (please specify) _____

SOURCES:

- | | |
|--|--|
| ¹ U.S. Census Bureau, Population Division, 2019 | ⁸ U.S. Department of Agriculture and U.S. Bureau of Economic Analysis, 2019 |
| ² U.S. Census Bureau, 2015-2019 American Community Survey 5-Year Estimates | ⁹ Wyoming Department of Revenue, 2019 |
| ³ U.S. Bureau of Economic Analysis, 2019 | ¹⁰ Wyoming Department of Revenue, Fiscal Year, 2020 |
| ⁴ U.S. Census Bureau, Building Permits Survey, 2019 | ¹¹ U.S. Geological Survey, GAP Analysis Program, 2018 |
| ⁵ U.S. Bureau of Labor Statistics, Local Area Unemployment Statistics, 2019 | ¹² Wyoming Department of Education, 2019 |
| ⁶ Wyoming Department of Workforce Services and U.S. Bureau of of Labor Statistics, Quarterly Census of Employment and Wages, 2019 | ¹³ Wyoming Attorney General's Office, 2019 |
| ⁷ U.S. Census Bureau, LEHD Origin-Destination Employment Statistics | ¹⁴ Wyoming Department of Transportation, 2019 |
| | ¹⁵ Wyoming Department of Health and Wyoming Department of Family Services, 2019 |

	Natrona	Percent	Wyoming	Percent
Total General Fund Expenditures	\$193,290,920	(X)	\$1,519,428,971	(X)
Operating Cost Per ADM	\$16,714	(X)	\$18,210	(X)
% of Students with Free or Reduced Lunch (2019-2020)	38.0%	(X)	35.3%	(X)

CRIME¹³

Violent Crime	229	100.0	1,034	100.0
Murder	4	1.7	14	1.4
Forcible Rape	68	29.7	275	22.7
Robbery	25	10.9	62	4.3
Aggravated Assault	132	57.6	683	71.6
Property Crime	1,966	100.0	8,342	100.0
Burglary	370	18.8	1,215	14.5
Larceny-Theft	1,441	73.3	6,513	78.4
Motor Vehicle Theft	155	7.9	614	7.0

TRANSPORTATION¹⁴

Number of Registered Vehicles	120,125	100.0	910,592	100.0
Passenger Cars	46,391	38.6	348,123	38.2
Trucks	33,199	27.6	262,019	28.8
Motorcycles	3,845	3.2	26,579	2.9
Trailers (including house trailers)	28,609	23.8	212,150	23.3
University of Wyoming Specialty Plates (cars & trucks)	797	0.7	6,113	0.7
Commercial Trucks & Trailers	2,559	2.1	22,151	2.4
Others	4,725	3.9	33,457	3.7
Road (miles)	1,579	100.0	30,091	100.0
Federal	59	3.8	5,743	19.1
State Highway	354	22.4	6,741	22.4
County Road	798	50.5	14,634	48.6
Local (City & Town)	364	23.1	2,477	8.2
Other	4	0.3	496	1.6
Per Capita Vehicle Miles Traveled (2018)	9,793	(X)	18,068	(X)
Mean travel time to work (minutes) ²	17.0	(X)	17.9	(X)
Commercial Airport Passengers	195,128	(X)	1,346,849	(X)

HEALTH CARE AND RISK FACTORS¹⁵

Licensed Hospitals	2	(X)	27	(X)
Bed Capacity	265	(X)	1,454	(X)
Licensed Nursing Care Facilities	3	(X)	36	(X)
Bed Capacity	432	(X)	2,945	(X)
Occupancy Rate	72.9%	(X)	78.3%	(X)
Medicaid Beneficiaries	12,085	15.1	75,330	13.0
Enrollment in State Children Health Insurance Program	438	2.3	3,222	2.4
Percent of Adults with BMI (weight in kg/height in meters squared) Larger Than 30 (2015-2019)	32.9%	(X)	29.7%	(X)
Percent of Adults who reported having 5 or more drinks on an occasion at least once in the past 30 days (2015-2019)	17.8%	(X)	17.7%	(X)
Percent of Adults who reported having smoked at least 100 cigarettes in their lifetime and are currently smoking (2015-2019)	21.1%	(X)	18.4%	(X)

	Natrona	Percent	Wyoming	Percent
Total Property Taxes	\$92,086,130	(X)	\$1,456,810,556	(X)
Average Mill Levy	71.1	(X)	64.8	(X)

4% SALES AND USE TAX COLLECTIONS¹⁰

Total	\$86,063,682	100.0	\$765,501,106	100.0
Agriculture, Forestry, Fishing, & Hunting	\$6,289	0.0	\$249,198	0.0
Mining, Quarrying, & Oil & Gas Extraction	\$5,549,494	6.4	\$113,476,301	14.8
Utilities	\$4,797,201	5.6	\$35,790,679	4.7
Construction	\$1,312,891	1.5	\$15,510,830	2.0
Manufacturing	\$1,477,228	1.7	\$23,674,823	3.1
Wholesale Trade	\$4,201,928	4.9	\$53,679,077	7.0
Retail Trade	\$40,090,237	46.6	\$280,905,853	36.7
Transportation & Warehousing	\$195,344	0.2	\$4,120,149	0.5
Information	\$1,895,569	2.2	\$13,868,140	1.8
Financial Activities (inc. auto, machinery, and equip. leasing)	\$3,737,267	4.3	\$34,296,240	4.5
Professional & Business Services	\$591,157	0.7	\$5,221,079	0.7
Educational & Health Services	\$37,553	0.0	\$453,835	0.1
Leisure & Hospitality	\$8,669,839	10.1	\$79,572,790	10.4
Other Services	\$4,258,566	4.9	\$32,366,001	4.2
Public Administration (reflects automobile sales)	\$9,243,120	10.7	\$72,316,111	9.4

LANDOWNERSHIP¹¹ (square miles)

Total Area	5,375.7	100.0	97,809.8	100.0
Private Lands	2,390.8	44.5	42,018.3	43.0
Conservation Easement	99.3	1.8	913.9	0.9
Federal Lands	2,369.8	44.1	46,587.5	47.6
Forest Service	8.6	0.2	14,397.1	14.7
BLM	2,222.9	41.4	27,333.0	27.9
National Park Service	0.0	0.0	3,641.0	3.7
Military	0.0	0.0	79.0	0.1
Other Federal	138.3	2.6	1,137.5	1.2
State Lands	609.2	11.3	6,034.2	6.2
State Trust Lands*	608.4	11.3	5,560.3	5.7
Other State	0.8	0.0	473.9	0.5
Tribal Lands	0.0	0.0	3,143.3	3.2
City, County, Other	5.9	0.1	26.5	0.0

* Trust lands are held in trust for designated beneficiaries, principally public schools. Managers may lease and sell these lands for a diverse range of uses to generate revenues for the beneficiaries.

PUBLIC SCHOOL STATISTICS¹²

Number of School Districts	1	(X)	48	(X)
Number of Schools	28	(X)	347	(X)
Fall Enrollment	13,330	(X)	94,234	(X)
Composite ACT score (Grade 11) (2018-2019)	19.0	(X)	19.5	(X)
High School Graduates (4 year on time)	783	(X)	5,673	(X)
Graduation Rate	81.0%	(X)	82.3%	(X)
Average Daily Membership (ADM)	13,125	(X)	92,425	(X)
Certified Teachers	908	(X)	7,318	(X)
Certified Staff	232	(X)	1,493	(X)
Administration	62	(X)	755	(X)
Classified Staff	871	(X)	6,868	(X)
Students Transported Daily (2018-2019)	2,309	(X)	31,236	(X)
Total General Fund Revenues	\$194,581,394	(X)	\$1,536,792,425	(X)

	Natrona	Percent	Wyoming	Percent
Retail Trade	\$31,195	60.0	\$30,053	60.2
Transportation & Warehousing	\$63,602	122.3	\$54,832	109.9
Information	\$40,269	77.4	\$49,096	98.4
Financial Activities	\$60,526	116.4	\$60,833	122.0
Professional & Business Services	\$54,417	104.6	\$56,251	112.8
Educational & Health Services	\$54,440	104.7	\$44,092	88.4
Leisure & Hospitality	\$19,049	36.6	\$21,995	44.1
Other Services	\$45,850	88.1	\$39,272	78.7
Government	\$52,255	100.5	\$51,021	102.3
Federal Government	\$78,214	150.4	\$68,493	137.3
State Gov't (inc. higher public education)	\$58,710	112.9	\$57,098	114.5
Local Gov't (inc. local public education and hospitals)	\$47,310	90.9	\$46,431	93.1

COMMUTING TO OR FROM A DIFFERENT COUNTY OR STATE FOR WORK⁷

Total Commuting Out	7,040	100.0	14,790	5.7
to Laramie County, WY	942	13.4	(X)	(X)
to Sweetwater County, WY	739	10.5	(X)	(X)
to Campbell County, WY	737	10.5	(X)	(X)
to Converse County, WY	675	9.6	(X)	(X)
to Albany County, WY	592	8.4	(X)	(X)
to All Other Counties	3,355	47.7	(X)	(X)
Total Commuting In	9,439	100.0	25,604	9.5
from Laramie County, WY	1,135	12.0	(X)	(X)
from Converse County, WY	914	9.7	(X)	(X)
from Campbell County, WY	896	9.5	(X)	(X)
from Fremont County, WY	669	7.1	(X)	(X)
from Sweetwater County, WY	501	5.3	(X)	(X)
from All Other Counties	5,324	56.4	(X)	(X)

The commuting data in this profile are not comparable to the figures in prior reports because their source and methodology are different.

AGRICULTURE⁸

Number of Farms	430	(X)	11,938	(X)
Land in Farms (thousands of acres)	1,933	(X)	29,005	(X)
Total Cash Receipts (thousands of dollars)	\$46,632	100.0	\$1,577,602	100.0
Livestock and Products	\$37,110	79.6	\$1,138,948	72.2
Crops	\$9,522	20.4	\$438,654	27.8
Net Farm Income (thousands of dollars)	\$1,856	(X)	\$231,778	(X)

VALUATION AND TAXES⁹

Total Assessed Valuation	\$1,294,805,942	100.0	\$22,476,195,894	100.0
Non-Minerals	\$1,035,436,232	80.0	\$11,885,005,548	52.9
Agricultural Land	\$12,907,205	1.0	\$336,554,735	1.5
Residential Property	\$615,511,513	47.5	\$6,177,106,496	27.5
Commercial Property	\$223,882,040	17.3	\$1,644,127,621	7.3
Industrial Property	\$120,017,830	9.3	\$2,044,267,457	9.1
Other (Electrics, Pipelines, Railroads, etc.)	\$63,117,644	4.9	\$1,682,949,239	7.5
Minerals	\$259,369,710	20.0	\$10,591,190,346	47.1
Oil	\$240,364,931	18.6	\$4,904,119,422	21.8
Natural gas	\$15,812,297	1.2	\$2,510,868,128	11.2
Coal	\$0	0.0	\$2,530,834,432	11.3
Other minerals	\$3,192,482	0.2	\$645,368,364	2.9

	Natrona	Percent	Wyoming	Percent
AVERAGE WAGE AND SALARY EMPLOYMENT⁶				
Total	39,097	100.0	276,858	100.0
Private	33,609	86.0	211,541	76.4
Agriculture, Forestry, Fishing, & Hunting	111	0.3	2,752	1.0
Mining, Quarrying, & Oil & Gas Extraction	2,862	7.3	20,744	7.5
Utilities	130	0.3	2,431	0.9
Construction	2,848	7.3	22,851	8.3
Manufacturing	1,798	4.6	10,048	3.6
Wholesale Trade	2,455	6.3	8,390	3.0
Retail Trade	4,526	11.6	28,902	10.4
Transportation & Warehousing	1,582	4.0	10,144	3.7
Information	381	1.0	3,405	1.2
Financial Activities	1,995	5.1	11,176	4.0
Professional & Business Services	2,822	7.2	19,177	6.9
Educational & Health Services	6,039	15.4	27,315	9.9
Leisure & Hospitality	4,632	11.8	37,033	13.4
Other Services	1,429	3.7	7,175	2.6
Government	5,488	14.0	65,317	23.6
Federal Government	622	1.6	7,556	2.7
State Gov't (inc. higher public education)	695	1.8	12,477	4.5
Local Gov't (inc. local public education and hospitals)	4,171	10.7	45,284	16.4

TOTAL ANNUAL WAGES⁶

Total	\$2,033,823,022	100.0	\$13,809,971,784	100.0
Private	\$1,747,037,001	85.9	\$10,477,446,333	75.9
Agriculture, Forestry, Fishing, & Hunting	\$3,579,237	0.2	\$99,944,275	0.7
Mining, Quarrying, & Oil & Gas Extraction	\$270,568,257	13.3	\$1,932,833,198	14.0
Utilities	\$12,055,509	0.6	\$237,699,041	1.7
Construction	\$165,942,088	8.2	\$1,310,967,774	9.5
Manufacturing	\$108,758,073	5.3	\$692,702,166	5.0
Wholesale Trade	\$172,196,988	8.5	\$552,001,372	4.0
Retail Trade	\$141,186,611	6.9	\$868,588,062	6.3
Transportation & Warehousing	\$100,597,447	4.9	\$556,203,128	4.0
Information	\$15,355,687	0.8	\$167,168,137	1.2
Financial Activities	\$120,724,283	5.9	\$679,898,737	4.9
Professional & Business Services	\$153,543,383	7.5	\$1,078,754,102	7.8
Educational & Health Services	\$328,768,498	16.2	\$1,204,396,594	8.7
Leisure & Hospitality	\$88,226,563	4.3	\$814,528,872	5.9
Other Services	\$65,534,377	3.2	\$281,760,875	2.0
Government	\$286,786,021	14.1	\$3,332,525,451	24.1
Federal Government	\$48,616,580	2.4	\$517,559,554	3.7
State Gov't (inc. higher public education)	\$40,823,054	2.0	\$712,414,483	5.2
Local Gov't (inc. local public education and hospitals)	\$197,346,387	9.7	\$2,102,551,414	15.2

AVERAGE ANNUAL WAGE⁶

Total	\$52,019	100.0	\$49,881	100.0
Private	\$51,981	99.9	\$49,529	99.3
Agriculture, Forestry, Fishing, & Hunting	\$32,197	61.9	\$36,322	72.8
Mining, Quarrying, & Oil & Gas Extraction	\$94,538	181.7	\$93,175	186.8
Utilities	\$92,974	178.7	\$97,798	196.1
Construction	\$58,263	112.0	\$57,371	115.0
Manufacturing	\$60,491	116.3	\$68,943	138.2
Wholesale Trade	\$70,144	134.8	\$65,791	131.9

	Natrona	Percent	Wyoming	Percent
UNITS IN STRUCTURE²				
Total housing units	36,979	100.0	276,846	100.0
Single family units	25,682	69.5	195,774	70.7
2 to 4 units	2,455	6.6	18,391	6.6
5 to 9 units	1,353	3.7	9,762	3.5
10 or more units	3,354	9.1	15,714	5.7
Mobile home	4,063	11.0	36,819	13.3
RV, van, boat, etc.	72	0.2	386	0.1
RESIDENTIAL BUILDING PERMITS⁴				
Total housing units	177	100.0	1,708	100.0
Single family units	158	89.3	1,521	89.1
2 to 4 units	19	10.7	124	7.3
5 or more units	0	0.0	63	3.7
HOME VALUE²				
Owner-occupied units	22,363	100.0	161,972	100.0
Less than \$50,000	1,795	8.0	14,303	8.8
\$50,000 to \$99,999	1,178	5.3	9,030	5.6
\$100,000 to \$149,999	2,570	11.5	16,915	10.4
\$150,000 to \$199,999	5,015	22.4	29,958	18.5
\$200,000 to \$299,999	6,747	30.2	46,744	28.9
\$300,000 to \$499,999	3,619	16.2	30,403	18.8
\$500,000 to \$999,999	1,152	5.2	10,301	6.4
\$1,000,000 or more	287	1.3	4,318	2.7
Median (dollars)	\$208,700	(X)	\$220,500	(X)
MORTGAGE STATUS²				
Owner-occupied units	22,363	100.0	161,972	100.0
Housing units with a mortgage	13,665	61.1	94,372	58.3
Housing units without a mortgage	8,698	38.9	67,600	41.7
GROSS RENT²				
Occupied units paying rent	9,795	100.0	61,992	100.0
Less than \$500	829	8.5	7,216	11.6
\$500 to \$999	5,516	56.3	32,277	52.1
\$1,000 to \$1,499	2,526	25.8	15,524	25.0
\$1,500 to \$1,999	805	8.2	5,502	8.9
\$2,000 to \$2,499	86	0.9	1,000	1.6
\$2,500 to \$2,999	33	0.3	330	0.5
\$3,000 or more	0	0.0	143	0.2
Median (dollars)	\$860	(X)	\$855	(X)
CIVILIAN LABOR FORCE⁵				
Labor Force	39,348	100.0	292,258	100.0
Employment	37,804	96.1	281,730	96.4
Unemployment	1,544	3.9	10,528	3.6
Unemployment Rate	3.9%	(X)	3.6%	(X)
% of population 16 years and over in labor force ²	(X)	68.2	(X)	66.4

	Natrona	Percent	Wyoming	Percent
Median Earnings for Full-Time Year-Round Workers - Male	\$56,540	(X)	\$55,917	(X)
Median Earnings for Full-Time Year-Round Workers - Female	\$39,882	(X)	\$39,490	(X)

PER CAPITA INCOME³

Per capita personal income	\$72,187	(X)	\$62,189	(X)
Per capita personal current transfer receipts	\$8,729	(X)	\$8,714	(X)
Per capita dividends, interest, and rent	\$13,348	(X)	\$18,157	(X)
Average nonfarm proprietors' income	\$127,246	(X)	\$38,799	(X)

FAMILIES AND PEOPLE WHOSE INCOME IS BELOW THE POVERTY LEVEL²

All families	1,233	6.0	10,177	6.8
With related children under 18 years	1,008	10.7	7,536	11.2
Married couple families	385	2.5	4,384	3.7
With related children under 18 years	208	3.5	2,538	5.4
Families with female householder, no husband present	776	23.1	4,633	24.9
With related children under 18 years	745	29.8	4,113	31.6
All people	7,393	9.4	62,257	11.0
Under 18 years	1,965	10.5	16,857	12.6
18 to 64 years	4,609	9.5	38,300	11.1
65 years and over	819	7.3	7,100	8.0

RATIO OF INCOME TO POVERTY LEVEL IN THE PAST 12 MONTHS²

Total:	78,266	100.0	566,918	100.0
Under .50	3,319	4.2	27,288	4.8
.50 to .99	4,074	5.2	34,969	6.2
1.00 to 1.24	2,736	3.5	20,187	3.6
1.25 to 1.49	2,784	3.6	22,010	3.9
1.50 to 1.84	4,752	6.1	34,897	6.2
1.85 to 1.99	2,774	3.5	15,170	2.7
2.00 and over	57,827	73.9	412,397	72.7

HEALTH INSURANCE COVERAGE²

Civilian noninstitutionalized population	79,211	100.0	571,021	100.0
With health insurance coverage	68,665	86.7	505,667	88.6
With private health insurance	56,806	71.7	420,361	73.6
With public coverage	21,476	27.1	157,974	27.7
No health insurance coverage	10,546	13.3	65,354	11.4
Civilian noninstitutionalized population under 19 years	20,163	100.0	143,325	100.0
No health insurance coverage	1,766	8.8	12,169	8.5

HOUSING UNITS²

Total housing units	36,979	100.0	276,846	100.0
Occupied housing units	32,799	88.7	230,101	83.1
Owner-occupied	22,363	68.2	161,972	70.4
Renter-occupied	10,436	31.8	68,129	29.6
Vacant housing units	4,180	11.3	46,745	16.9
Homeowner vacancy rate	(X)	1.3	(X)	1.7
Rental vacancy rate	(X)	11.4	(X)	12.4

	Natrona	Percent	Wyoming	Percent
DISABILITY STATUS²				
Civilian noninstitutionalized population	79,211	100.0	571,021	100.0
With a disability	11,632	14.7	74,788	13.1
RESIDENCE 1 YEAR AGO²				
Population age 1 year and over	79,479	100.0	574,256	100.0
Same house	68,350	86.0	477,614	83.2
Different house in the U.S.	10,896	13.7	94,465	16.4
Same county	6,951	8.7	52,873	9.2
Different county	3,945	5.0	41,592	7.2
Same state	1,518	1.9	14,658	2.6
Different state	2,427	3.1	28,934	4.7
Abroad	233	0.3	2,177	0.4
PLACE OF BIRTH²				
Total Population	80,333	100.0	581,024	100
Native	78,581	97.8	561,042	96.6
Born in United States	77,882	96.9	556,744	95.8
Born in Wyoming	40,695	50.7	246,126	42.4
Born in different state	37,187	46.3	310,618	53.5
Born in Island areas or abroad to American parents	699	0.9	4,298	0.7
Foreign born	1,752	2.2	19,982	3.4
Naturalized U.S. citizen	749	0.9	7,906	1.4
Not a U.S. citizen	1,003	1.2	12,076	2.1
INCOME AND BENEFITS (IN 2019 INFLATION-ADJUSTED DOLLARS)²				
Total households	32,799	100.0	230,101	100.0
Less than \$10,000	1,825	5.6	11,381	4.9
\$10,000 to \$14,999	844	2.6	9,004	3.9
\$15,000 to \$24,999	2,867	8.7	19,632	8.5
\$25,000 to \$34,999	3,223	9.8	20,607	9.0
\$35,000 to \$49,999	4,350	13.3	29,041	12.6
\$50,000 to \$74,999	6,051	18.4	41,926	18.2
\$75,000 to \$99,999	4,856	14.8	34,543	15.0
\$100,000 to \$149,999	5,259	16.0	39,675	17.2
\$150,000 to \$199,999	1,948	5.9	13,674	5.9
\$200,000 or more	1,576	4.8	10,618	4.6
Median household income (dollars)	\$62,772	(X)	\$64,049	(X)
Mean household income (dollars)	\$80,679	(X)	\$81,880	(X)
With earnings	26,611	81.1	183,754	79.9
Mean earnings (dollars)	\$81,003	(X)	\$80,445	(X)
With Social Security	9,384	28.6	70,706	30.7
Mean Social Security income (dollars)	\$19,530	(X)	\$20,074	(X)
With retirement income	5,973	18.2	46,104	20.0
Mean retirement income (dollars)	\$22,727	(X)	\$25,972	(X)
With Supplemental Security Income	1,522	4.6	7,832	3.4
Mean Supplemental Security Income (dollars)	\$10,558	(X)	\$10,370	(X)
With cash public assistance income	569	1.7	3,620	1.6
Mean cash public assistance income (dollars)	\$2,525	(X)	\$3,256	(X)
With Food Stamp/SNAP benefits	1,987	6.1	12,339	5.4

	Natrona	Percent	Wyoming	Percent
COMPONENTS OF POPULATION CHANGE¹				
Total Population Change	683	100.0	1,158	100.0
Natural Change	219	32.1	1,630	140.8
Births	953	(X)	6,601	(X)
Deaths	734	(X)	4,971	(X)
Net Migration	464	67.9	-474	-40.9
HOUSEHOLDS BY TYPE²				
Total households	32,799	100.0	230,101	100.0
Married-couple family	15,678	47.8	119,353	51.9
With own children under 18 years	5,723	17.4	44,862	19.5
Cohabiting couple	2,514	7.7	15,592	6.8
With own children under 18 years	936	2.9	5,528	2.4
Male householder, no spouse/partner present	6,274	19.1	45,118	19.6
With own children under 18 years	512	1.6	3,725	1.6
Householder living alone	4,693	14.3	33,266	14.5
65 years and over	1,312	4.0	9,097	4.0
Female householder, no spouse/partner present	8,333	25.4	50,038	21.7
With own children under 18 years	1,813	5.5	8,802	3.8
Householder living alone	5,167	15.8	31,731	13.8
65 years and over	2,532	7.7	15,891	6.9
Households with one or more people under 18 years	9,773	29.8	68,479	29.8
Households with one or more people 65 years and over	8,393	25.6	64,680	28.1
Average household size	2.4	(X)	2.46	(X)
Average family size	2.98	(X)	3.02	(X)
PRESENCE AND TYPES OF INTERNET SUBSCRIPTIONS IN HOUSEHOLD²				
Total	32,799	100.0	230,101	100.0
With an Internet subscription	27,170	82.8	193,139	83.9
Dial-up with no other type of Internet subscription	102	0.4	1,133	0.6
Broadband of any type	27,068	99.6	192,006	99.4
Internet access without a subscription	1,310	4.0	7,931	3.4
No Internet access	4,319	13.2	29,031	12.6
EDUCATIONAL ATTAINMENT²				
Population 25 years and over	54,369	100.0	390,516	100.0
Less than 9th grade	777	1.4	7,025	1.8
9th to 12th grade, no diploma	3,319	6.1	19,663	5.0
High school graduate (includes equivalency)	16,492	30.3	113,535	29.1
Some college, no degree	14,812	27.2	99,677	25.5
Associate's degree	6,574	12.1	43,761	11.2
Bachelor's degree	7,900	14.5	68,269	17.5
Graduate or professional degree	4,495	8.3	38,586	9.9
Percent high school graduate or higher	(X)	92.5	(X)	93.2
Percent bachelor's degree or higher	(X)	22.8	(X)	27.4
VETERAN STATUS²				
Civilian population 18 years and over	60,852	100.0	441,696	100.0
Civilian veterans	5,671	9.3	44,999	10.2

WYOMING COUNTY PROFILES



Department of Administration & Information
Economic Analysis Division

Natrona County

County Seat: Casper

Land Area (square mile): 5,375.7

Population Per Square Mile: 14.9



	Natrona	Percent	Wyoming	Percent
POPULATION - AGE/SEX¹				
Total	79,858	100.0	578,759	100.0
Male	40,251	50.4	294,730	50.9
Female	39,607	49.6	284,029	49.1
Under 5 years	5,102	6.4	34,931	6.0
5 to 9 years	5,429	6.8	37,296	6.4
10 to 14 years	5,475	6.9	39,438	6.8
15 to 19 years	4,877	6.1	36,507	6.3
20 to 24 years	4,455	5.6	38,083	6.6
25 to 29 years	5,713	7.2	38,041	6.6
30 to 34 years	5,793	7.3	38,392	6.6
35 to 39 years	5,838	7.3	39,748	6.9
40 to 44 years	4,957	6.2	34,537	6.0
45 to 49 years	4,421	5.5	32,452	5.6
50 to 54 years	4,353	5.5	31,401	5.4
55 to 59 years	5,233	6.6	38,268	6.6
60 to 64 years	5,495	6.9	40,486	7.0
65 to 69 years	4,511	5.6	34,802	6.0
70 to 74 years	3,175	4.0	25,788	4.5
75 to 79 years	2,009	2.5	16,949	2.9
80 to 84 years	1,413	1.8	10,649	1.8
85 years and over	1,609	2.0	10,991	1.9
Under 18 years	19,121	23.9	133,734	23.1
18 to 24 years	6,217	7.8	52,521	9.1
25 to 44 years	22,301	27.9	150,718	26.0
45 to 64 years	19,502	24.4	142,607	24.6
65 years and over	12,717	15.9	99,179	17.1
Median age (years)	37.6	(X)	38.4	(X)

POPULATION - RACE/HISPANIC¹

All Races Combined	79,858	100.0	578,759	100.0
White Alone	74,851	93.7	535,371	92.5
Black or African American Alone	1,146	1.4	7,467	1.3
American Indian and Alaska Native Alone	1,200	1.5	15,778	2.7
Asian Alone	698	0.9	6,571	1.1
Native Hawaiian and Other Pacific Islander Alone	71	0.1	596	0.1
Two or More Races	1,892	2.4	12,976	2.2
Hispanic (may be of any race)	6,969	8.7	58,609	10.1
Non-Hispanic	72,889	91.3	520,150	89.9
White Alone	68,915	86.3	484,380	83.7

Appendices

- Natrona County 2020 Profile (Wyoming A&I Division of Economic Analysis)
- Natrona County 2022 CSBG survey questionnaire (printable version for circulation)
- Natrona County 2022 CSBG survey results (SurveyMonkey)
- Natrona County resources (list)
- Cost of Food Report for Thrifty Food Plan for January 2022 (USDA)
- Cost of Food Report for Low, Moderate, and Liberal Food Plans for January 2022 (USDA)

Next Steps

Based on the analysis completed in this CNA, several findings (above, at the beginning of this report) will be considered by the local CSBG Board. The local CSBG Board will consider adopting or revising this report. Accordingly, this CNA becomes the first step for developing a plan using the ROMA cycle. The local CSBG Board will then consider this CNA as nonbinding input for making funding allocations to sub-grantees who provide resources and services in the community.

apartment at times. While rising home values are celebrated by homeowners, prices are also rising, which makes it difficult for new families to purchase.

In addition to availability, there are concerns about the cost of heating homes. Top housing needs identified in the survey include weatherization, home improvement/accessibility utility cost assistance. These needs are further supported by objective data from WCDA and the Census Bureau, suggesting that further investment in this area may be warranted.

Mental Health

Mental health is a huge problem everywhere right now, not just Natrona County. That said, there are many available resources in Natrona County that residents are not engaging. Part of the problem is awareness, and so a marketing campaign seems appropriate. Additionally, it is unclear how effective current resources are with outcomes, or even with meeting demand. Additional study may provide some opportunities for improvement.

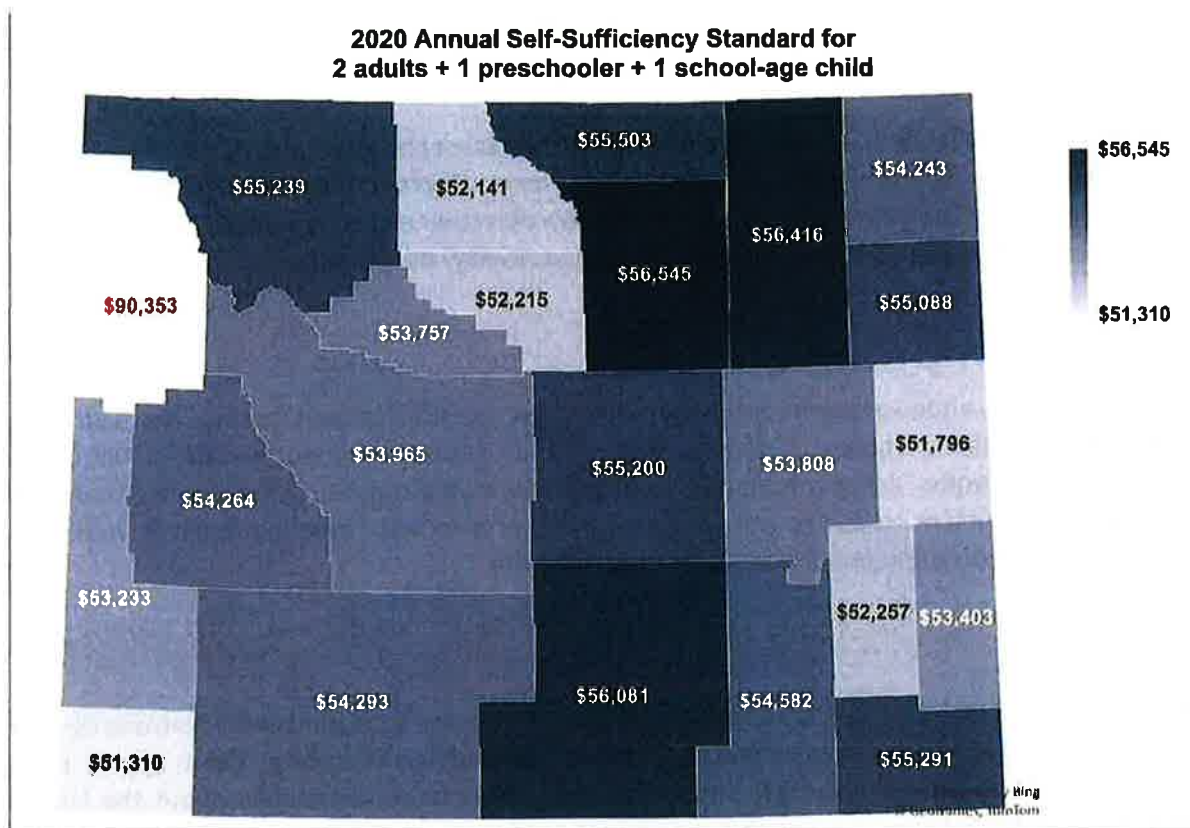
Nutrition

Food is a basic need, and so it is important that there are many food pantries in Natrona County. The area also serves as a hub for food distribution throughout Wyoming. There appear to be sufficient grocery stores, although historically there have been complaints about the lack of stores on the north side of Casper. Public assistance programs that help with food, including food stamp/SNAP benefits and free/reduced price school lunch programs, are popular programs with local residents.

Nutrition is an area that is actively being discussed in the community. Public gardens, meal preparation education, wild game processing, and production of family food are all topics that are being explored. The local CSBG agency should stay engaged in these conversations and support solutions that come out of them.

Other Support

Other support includes a range of services. Most important, transportation is a problem area for Natrona County. Public transportation is not always available. The City of Casper is spread out for miles and is difficult to navigate on foot. Many survey respondents need help with acquiring or repairing a vehicle. While private vehicles are not something that can be purchased with CSBG funds, there probably are ways to support expansion of public transportation.



Further study is warranted to determine how Self-Sufficiency Standards can be used to better inform the fight against poverty.

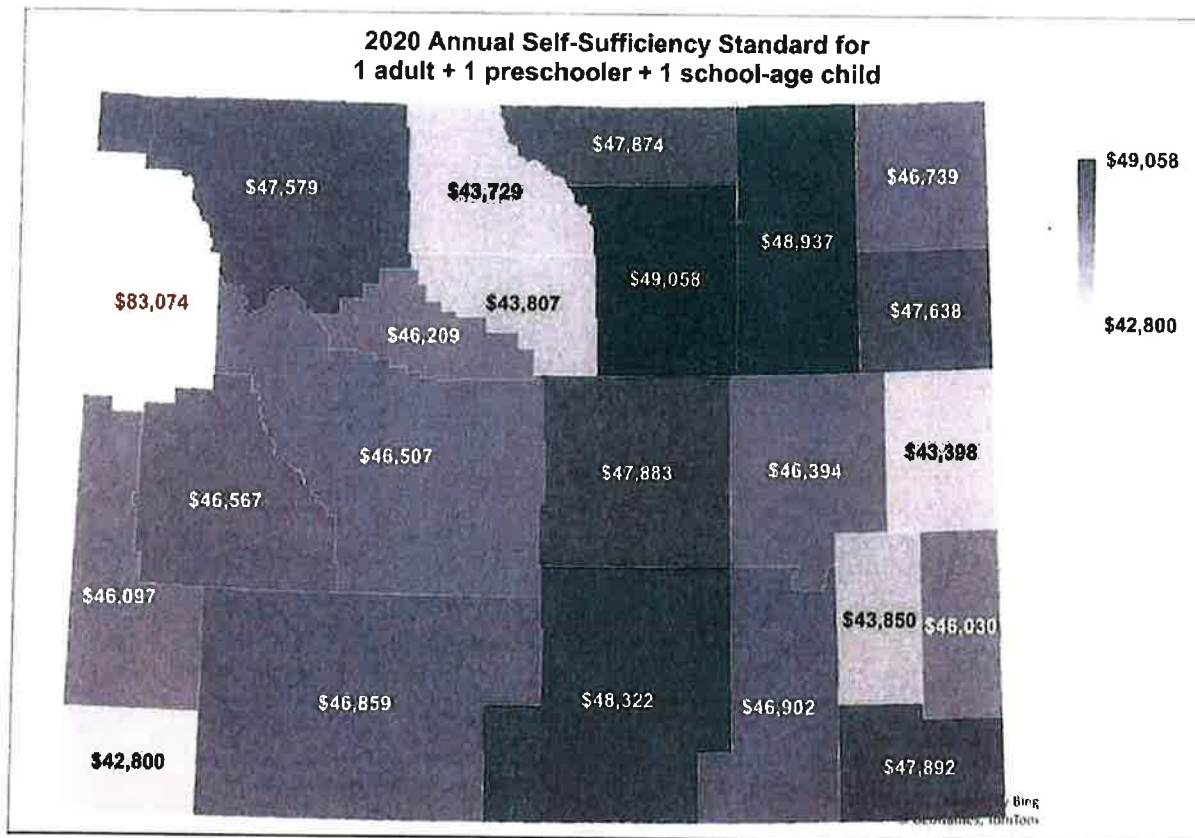
Health Care

There are many health care resources available in Natrona County. The area draws residents from a wide region because it has so many providers, many of whom provide specialized treatment. The biggest concern is with paying for health care. There are many local residents who lack health insurance coverage, even though it is available privately and publicly. Medicaid expansion would certainly reach many of those who do not have coverage. Of particular concern are those residents who lack proper dental and eye care, two of the most needed services in Natrona County.

Housing

It can be expensive to live in Natrona County, especially when the local economy lurches through the boom/bust cycles driven by the energy industries. New homes tend to be quickly during boom times, with new subdivisions suddenly appearing. It can be difficult to find an affordable

Using multiple cost factors to determine self-sufficiency wages for different types of families, the Wyoming Women's Foundation also illustrate just how much income those family households need annually. Natrona County's 2020 Annual Self-Sufficiency Standard for a household with one adult, one preschooler, and one school-age child is \$47,883. That amount is a bit high compared to most other counties in Wyoming. The following map chart illustrates the 2020 Annual Self-Sufficiency Standards for this cohort in each county. Teton County (\$83,074) is so high that it was removed from the scale used to color the other counties of Wyoming so that it would not skew the graphic comparison, shown below.



Similarly, Natrona County's 2020 Annual Self-Sufficiency Standard for a household with two adults, one preschooler, and one school-age child is \$55,200. That amount is comparable to other counties in Wyoming. The following map chart illustrates the 2020 Annual Self-Sufficiency Standard for this cohort in each county. Teton County (\$90,353) is so high that it was removed from the scale used to color the other counties of Wyoming so that it would not skew the graphic comparison, shown below.

HOW MUCH IS ENOUGH?

The Self-Sufficiency Standard calculates, for each county in Wyoming, how much income families of various sizes and compositions need to make ends meet *without* public or private assistance.

Natrona County

	1 Adult	1 Adult + 1 Preschooler	1 Adult + 1 Preschooler + 1 School-age	2 Adults + 1 Infant + 1 Preschooler	2 Adults + 1 Preschooler + 1 School-age	2 Adults + 1 Infant + 1 Preschooler + 1 School-age
Housing	\$780	\$924	\$924	\$924	\$924	\$1,302
Child Care	\$0	\$680	\$1,162	\$1,418	\$1,162	\$1,900
Food	\$254	\$386	\$581	\$711	\$781	\$868
Transportation	\$267	\$275	\$275	\$526	\$526	\$526
Health Care	\$177	\$521	\$540	\$588	\$596	\$607
Miscellaneous	\$148	\$279	\$348	\$417	\$399	\$520
Net-Taxes	\$780	\$924	\$924	\$924	\$924	\$1,302
Taxes	\$233	\$443	\$593	\$693	\$644	\$938
Earned Income Tax Credit (-)	\$0	(\$38)	\$0	\$0	\$0	\$0
Child Care Tax Credit (-)	\$0	(\$58)	(\$100)	(\$100)	(\$100)	(\$100)
Child Tax Credit (-)	\$0	(\$167)	(\$333)	(\$333)	(\$333)	(\$500)
Hourly (per adult)	\$10.56	\$18.44	\$22.67	\$13.76	\$13.07	\$17.22
Monthly	\$1,858	\$3,245	\$3,990	\$4,843	\$4,600	\$6,062
Annual	\$22,294	\$38,940	\$47,883	\$58,117	\$55,200	\$72,742
Emergency Savings Fund	\$44	\$91	\$116	\$68	\$66	\$85

The Self-Sufficiency Standard Varies By Family Type



Hourly Self-Sufficiency Wage (per adult)

two key targets for recruitment, and there are many seeking to add value to the existing agriculture sector. Additionally, the community is continuing to pursue regional strategies to attract more events and employment.

Income and Asset Building

Residents in Natrona County depend on wages for most of their income. Other areas have higher levels of retirement and investment income. Accordingly, it is important to consider whether local wages are sufficient to support individuals and families. For many years, the official poverty statistics have been criticized for failing to capture the true extent of poverty. One approach to address this problem has been to create a detailed analysis to determine just how much someone must earn to provide for themselves and their family, without public assistance. These efforts lead to a concept of a “livable wage,” or what the Wyoming Women’s Foundation calls a Self-Sufficiency Standard.

The Wyoming Women’s Foundation published The Self-Sufficiency Standard for Wyoming 2020 in an effort to ensure that the best data and analyses are available to enable Wyoming’s families and individuals to make progress toward real economic security. They have created a comprehensive, credible, and user-friendly tool that can help CSBG Boards make more informed decisions about funding.

The Self-Sufficiency Standard for Wyoming 2020 calculates how much income a family must earn to meet basic needs, with the amount varying by family composition and where they live. This tool can be used in a variety of ways—by clients of workforce and training programs seeking paths to self-sufficiency, by program managers to evaluate program effectiveness, and by policymakers and legislators seeking to create programs and pathways that lead to self-sufficiency for working families.

The actual wage needed to support an individual or a family is much higher than minimum wage. In many cases, householders will not be able to find available work in the community that pays sufficiently wages for them to be self-sufficient. As a consequence, many residents will seek public assistance. A key goal of every assistance program is to strengthen the capacity of clients so that the assistance does not become a permanent support mechanism. The reality is that there is often a gap between market wages and the amount needed to become self-sufficient. Studies have shown that this is a particular problem for single mothers and people of color. Further studies should be completed to determine how to close this gap.

Excerpts from the Self-Sufficiency Standard for Wyoming 2020 applicable to Natrona County are included below.

percentage of one cohort struggling with poverty, one that is not found in most other areas of the country.

Threats

Two of the biggest threats faced by Natrona County include funding uncertainties and ongoing impacts from the COVID-19. While the full impact of the pandemic is not yet known, it is clear that many workers have left the area. The low unemployment rate in Natrona County is largely driven downward as the workforce shrinks. It seems equally clear that fossil fuel markets are changing, and that federal regulations continue to restrict their use. Those changes lead many to believe that Wyoming – including Natrona County – is about to experience a severe economic contraction and a significant decline in State/local tax revenues.

Civic/Community

Municipalities in Natrona County, and the County Commissioners, have a long track record of investing in the community. The area prides itself on its ability to host regional events, bringing people from all over the state for school activities, arts, culture, and business. There is strong community support for more arts, culture, and recreational activities. Further investment in walking paths, recreation, museums, youth and senior activities may also help address some of the community's weaknesses (especially mental health, but overall health and nutrition tend to improve with physical activity). Such investment was strongly supported by the survey, and the objective data (especially health factors) point to activities and recreation as a way to improve health outcomes.

Education

Natrona County has significant educational strengths. There is a robust early childhood system with multiple providers, functioning the area. Public school enrollment is high. Skills and graduation rates are a little behind the state average. The presence of facilities like the public library and Casper College support lifelong learning and the pursuit of higher degrees. Most local residents have at least some college, which is appropriate for the mix of occupations available in the local economy. Vocational training is both needed and available. Special programs are in place to help educate adults, seniors, and veterans.

Employment

It is difficult to accurately assess the local economy regarding employment, especially right now as it is going through significant changes driven by global markets and the pandemic. Attention should be given to the long-term impact of these changes on local businesses, housing, and residents. Jobs tend to pay well in Natrona County compared to the state and nation, but for those who are raising children it is difficult. Many community leaders and organizations are working together to spark efforts to diversify the local economy. Tourism and manufacturing are

Analysis

Analysis of Natrona County's population, economy, and available services finds that the area has less poverty than elsewhere in the state and the nation. While the poverty rates are low, it is clear from the data and the community survey that many local residents and families are struggling. There are many community resources available in Natrona County, many more than found in other areas of Wyoming. Awareness of available services, as well as the capacity/ability of local agencies to deliver those services, are challenges that must continually be addressed.

SWOT Analysis

As plans and budgets are determined in the future, the local CSBG agency will consider how to build on strengths, address weaknesses, pursue opportunities, and prepare for threats. Initial thoughts for such analysis (SWOT) are shared below.

Strengths

Natrona County is one of the largest population centers in Wyoming. Casper is considered a Metropolitan Statistical Area (MSA), as are all urban areas with more than 50,000 residents. As a relatively large market, the community has a diverse economy and many resources available for residents. There are many job opportunities, housing options, public transportation, a broad range of educational options, many health care facilities, and a range of mental health resources available locally. There is a good mix of housing, including affordable rental units and long-term care for older adults. Organizations providing health and human services are, for the most part, mature and stable. Service providers and stakeholders are working together to fight poverty.

Weaknesses

Population growth has been volatile, lock step with a boom/bust cycle driven by the mining and natural resource extraction industries that dominate the local economy. Housing has developed in spurts and, often, there just is not enough housing available. Affordable rent and home prices have been a challenge. While there are many resources available, many residents appear to be unaware of services that could help them. There are a few potential gaps in services.

Opportunities

The primary opportunities for Natrona County are to improve how they manage the local fight against poverty. CBI recommends that they work toward strengthening linkages within local service providers, monitor local conditions and services on an ongoing basis, seek more public input, and work toward developing a more responsive decision-making process.

A specific example would be to develop a targeted program to assist one of the most vulnerable populations in Natrona County: Black female householders. For years in Natrona County, between 90% and 100% of Black women (143 households in 2019) raising children have lived in poverty. The reality may be different than the data suggest. But this is a shockingly high

CBI used these final rankings for each category of services to weight the individual survey responses that indicated a need for a specific service and came up with a list of the top ten specific needs, by weighted score. Using the scored results, Natrona County's top ten needs are listed in priority order in the following table.

Natrona County 2022 CSBG Survey Top 10 Needs	Score
Dental services	144.5
Vision services	111.7
Recreational activities	105.8
Weatherization and energy	99.5
Mental health support services	91.4
Arts and culture opportunities	83.6
Youth activities	83.6
Debt & credit management	65.3
Home improvement/accessibility	58.5
Utility cost assistance	58.5

Generally speaking, survey respondents called for increased CSBG funding for all services, and very few respondents said that funding should be decreased. The specific services that received support for increased funding from a majority of survey respondents include:

- Mental health (85.5%)
- Health care (82.6%)
- Housing (79.4%)
- Employment (55.9%)
- Civic/Community (50.8%)

No survey respondents were aware of duplication of efforts with CSBG programs, although there are several survey comments showing a lack of awareness of CSBG services in general ("I don't even know exactly what CSBG is or what services they provide"). Some comments were received though about overfunding for particular agencies and some particular complaints about the way the ERAP program is being handled.

Several specific "other" comments and survey feedback are worth mentioning. For example, there were many survey comments about the lack of affordable housing, rental rates, and home prices. There are some calling for employers to pay higher wages. There is frustration with health care coverage ("expand Medicaid now"). Some are calling for more diversity and culture, as well as safe space for the LGBTQ+ community. Finally, it is clear that many respondents want to see more collaboration and cooperation ("Programs with wrap around services and/or multiple services offered make a difference").

A hard copy of the survey questionnaire and the summary of results generated by SurveyMonkey is included in the Appendix below.

Most respondents (64.3%) have no Mental health needs. The greatest Mental health needs are:

- Mental health support services (22.9%) 16 – Note: would be higher if “Other” responses were included
- Family counseling (8.6%) 6
- Other services (7.1%) 5 – Note: individual survey comments identify services that could be included as Mental health support services

It should also be noted that an unusually high percentage (11.4%) of respondents chose “Prefer to not answer” regarding their mental health needs.

Most respondents (77.9%) have no Nutrition needs. The greatest Nutrition needs are:

- Meals (7.4%) 5 – Note: would be higher if “Other” responses were included
- Food stamps/SNAP benefits (5.9%) 4
- Nutrition/food prep education (4.4%) 4 – Note: would be higher if “Other” responses were included

Exactly half (50.0%) respondents have no Civic/Community needs. The greatest Civic/Community needs are:

- Recreational activities (26.4%) 19
- Arts and culture opportunities (20.8%) 15
- Youth activities (20.8%) 15

Most respondents (61.2%) have no Other support needs. The greatest Other support needs are:

- Automobile purchase (17.9%) 12
- Vehicle repair assistance (14.9%) 10
- Local transportation (9.0%) 6
- Public transportation (9.0%) 6

SurveyMonkey weighted survey responses for ranking individual needs according to each of the CSBG domains. Final rankings (in order, with weighted score based on a survey scale of 0 to 10) are as follows:

1. Health care (6.57)
2. Housing (5.85)
3. Mental health (5.71)
4. Civic/Community (5.57)
5. Finance (5.44)
6. Employment (5.04)
7. Education (4.96)
8. Nutrition (4.19)
9. Other support (2.52)

The educational attainment of survey respondents is high, suggesting that survey respondents tend to be better educated than the overall population in Natrona County (cross tab data shows that many of the stakeholder and service provider respondents are well educated).

Most survey respondents were employed either full-time (56.3%) or part-time (11.3%), and 4.2% were unemployed but looking for work. Similar to the general population, survey respondents reported income from their earnings (68.1%), SSI (25%), and retirement income (16.7%). The income range of survey respondents was wide, and it included a few with incomes exceeding \$100,000 or more. There were 11.3% of survey respondents have no health insurance coverage, while 57.8% have private coverage and 19.7% have public coverage.

Most respondents (60.6%) have no Housing needs. The top three Housing needs (in order) are:

- Weatherization and energy (23.9%) 17
- Home improvement/accessibility (14.1%) 10
- Utility cost assistance (14.1%) 10

Most respondents (76.1%) have no Education needs. The greatest Education needs are:

- Vocational training (8.5%) 6
- Financial aid (7.0%) 4
- Adult education/GED (5.6%) 4

Most respondents (70.3%) have no Employment needs. The greatest Employment needs are:

- Assistance finding a job (6.3%) 4
- Training and employment programs (6.3%) 4
- Vocational rehabilitation (6.3%) 4

Most respondents (60.6%) have no Financial needs. The greatest Financial needs are:

- Debt & credit management (16.9%) 12
- Income tax forms/preparation (12.7%) 9
- Investments/retirement planning (9.9%) 7
- Public assistance/income maintenance (9.9%) 7

Most respondents (52.8%) have no Health care needs. The greatest Health care needs are:

- Dental services (30.6%) 22
- Vision services (23.6%) 17
- Health insurance coverage (9.7%) 7
- Specialized treatment services (9.7%) 7

Community Survey

The community survey used to gather public input for this CNA included both multiple choice and open-ended questions, so that the process could capture both quantitative and qualitative data. The survey was available online (SurveyMonkey) and as a printed document (distributed as PDF file for on-site printing). Survey respondents were allowed to skip any questions they wanted. The survey was only available in English.

Efforts were made to seek public input beyond existing clients and resources. For example, the survey was promoted in a news release to all local media, announcing the beginning of the assessment process. The online link or URL for the survey was shared via email, along with a scannable QR code to connect users directly to the survey. All known resource providers were invited (via SurveyMonkey email collectors) to take the survey and to share it with their clients. Additional invitations were sent to known stakeholders and community leaders.

There were 72 total responses to the survey, which was created with SurveyMonkey and posted online at <https://www.surveymonkey.com/r/Natrona2022CSBGsurvey> (closed February 25, 2022). There was a 100% survey completion rate online. No hard copy questionnaires were returned. The typical amount of time spent responding to the online survey was 7 minutes and 7 seconds (SurveyMonkey instructions had informed respondents that it would take about 10 minutes to complete).

While the survey sample was small, respondents included a broad range of responses that seem to reflect the general profile of Natrona County. More than half (51.4%) of survey respondents were local residents. The rest were stakeholders in Natrona County, including service providers, businesses, faith-based organizations, government agencies, and volunteers. Most survey respondents (76.4%) live in Casper. Far more females (74.6%) responded to the survey than men. Responses tended to come from older adults, and the largest group of responses (31.9%) came from adults aged 55-64 years. Most respondents (83.3%) were White race alone. There were 7.2% of survey respondents who are Hispanic or Latino. Nearly all (98.6%) speak primarily English at home. There were a few responses from Veterans (8.3%).

Survey respondents tended to own their own home (81.4%) or rent (10.0%), but there were a few that are homeless or staying with friends/family. There was a good representation of responses from all family types and sizes. Most respondents (68.1%) have no children at home. No surveys were submitted from households with someone currently pregnant. Most respondents (62.5%) have no one who is 65 or older living in the household; 29.2% have one person 65 or older; and 6.9% have 2 persons who are age 65 or older. Most respondents (65.3%) do not have anyone in the household who is disabled, but a large percentage of surveys came from those who do have people with disabilities in their household.

Natrona County 2022 Resources and Services			
Resource Category	Need	Availability	Gap
Housing	At Risk/Homeless Housing Related Assistance Programs	•	•
	Emergency Shelter	•	•
	Home Improvement/Accessibility	•	•
	Home Purchase/Construction Financing/Refinancing	•	•
	Housing Counseling	•	•
	Housing Expense Assistance	•	•
	Housing Search and Information	•	•
	Residential Housing Options	•	•
	Subsidized Housing Administrative Organizations	•	•
	Supportive Housing	•	•
	Transitional Housing/Shelter	•	•
	Utility Assistance	•	•
	Utility Service Providers	•	•
Mental Health	Behavioral Learning Therapy	•	•
	Faith Based Counseling	•	•
	Family Counseling	•	•
	Mental Health Care Facilities	•	•
	Inpatient Mental Health Facilities	•	•
	Outpatient Mental Health Facilities	•	•
	Residential Mental Health Treatment Facilities	•	•
	Counseling Services	•	•
	Crisis Intervention	•	•
	Mental Health Evaluation	•	•
	Psychiatric Services	•	•
	Supportive Therapies	•	•
	Mental Health Information/Education	•	•
	Peer Support Services	•	•
	Therapy Referrals	•	•
	Transitional Mental Health Services	•	•
	Assessment for Substance Use Disorders	•	•
	Detoxification	•	•
	DUI Offender Programs	•	•
Nutrition	Substance Use Disorder Education/Prevention	•	•
	Substance Use Disorder Treatment Programs	•	•
	Supportive Substance Use Disorder Services	•	•
	Transitional Residential Substance Use Disorder Services	•	•
	Military Chaplaincy Services	•	•
	Military Transition Assistance Programs	•	•
	Emergency Food	•	•
	Food Collection and Storage	•	•
	Food Production	•	•
	Meals	•	•

Natrona County 2022 Resources and Services			
Resource Category	Need	Availability	Gap
Other Support	Mobile Devices	•	•
	Office Equipment and Supplies	•	•
	Personal Goods/Services	•	•
	Repair Services	•	•
	Thrift Shops	•	•
	Local Transportation	•	•
	Long Distance Transportation	•	•
	Transportation Expense Assistance	•	•
	Transportation Organizations	•	•
	Travelers Assistance	•	•
	Consumer Complaints	•	•
	Consumer Protection Agencies	•	•
	Licensing/Certification/Accreditation	•	•
	Records/Licenses/Permits	•	•
	Records/Licenses/Permits Fee Payment Assistance	•	•
	State Trial Courts	•	•
	Alternative Sentencing/Supervision	•	•
	Correctional Facilities	•	•
	Court Filing Offices	•	•
	Guardians ad Litem	•	•
	Public Counsel	•	•
	Municipal Police	•	•
	Sheriff	•	•
	Crime Prevention	•	•
	Crime Reporting	•	•
	Crime Victim Support	•	•
	Missing Persons Location Assistance	•	•
	Silver Alerts	•	•
	Legal Counseling	•	•
	Legal Representation	•	•
	Benefits Assistance	•	•
	Certificates/Forms Assistance	•	•
	Discrimination Assistance	•	•
	Estate Planning Assistance	•	•
	Family Law	•	•
	General Legal Aid	•	•
	Immigration/Naturalization Adjudication Offices	•	•
	Immigration/Naturalization Legal Services	•	•
	Landlord/Tenant Assistance	•	•
	Lawyer Referral Services	•	•
	Long Term Care Ombudsman Programs	•	•
	Probate Assistance	•	•
	Protective/Restraining Orders	•	•
	Traffic/Parking Violation Assistance	•	•
	Burial/Cremation Expense Assistance	•	•
	Coroner Services	•	•
	Mortuary Services	•	•
	Pet Care Services	•	•
	Protective Services for Animals	•	•
	Adoption Services	•	•
	Caregiver Consultation and Support	•	•
Linkages	Case/Care Management	•	•
	Child Care Providers	•	•
	Companionship	•	•
	Emergency Alert	•	•
	Family Based Services	•	•
	Family Support Recruitment/Referral	•	•
	Holiday Programs	•	•
	In Home Assistance	•	•
	Interpretation/Translation	•	•
	Parental Visitation Facilitation	•	•
	Parenting Education	•	•
	Personal Enrichment	•	•
	Placements for Children and Youth	•	•
	Protective Services	•	•
	Respite Care	•	•
	Electronic Information Resources	•	•
	Information and Referral	•	•
	Information Sources	•	•
	Libraries	•	•
	Library Services	•	•
	Public Awareness/Education	•	•

Natrona County 2022 Resources and Services			
Resource Category	Need	Availability	Gap
Civic/Community	Parks/Recreation Areas	•	•
	Physical Fitness	•	•
	Support Groups	•	•
	Social Clubs/Events	•	•
	Special Interest Clubs	•	•
	Youth Development PV Spiritual Enrichment	•	•
	Volunteer Training	•	•
	Volunteers	•	•
	Counseling/Info Support Volunteers	•	•
	Museums	•	•
	Visual Arts	•	•
	Multipurpose Centers	•	•
	Categorical Program Administrative Units	•	•
	Community Action/Social Advocacy Groups	•	•
	Public Officials Offices	•	•
	Land Use Planning and Regulation Services	•	•
	Utility Line Location Info/811 Services	•	•
	Waste Management Services	•	•
	Disaster Management Organizations	•	•
	Disaster Preparedness	•	•
	Disaster Warnings	•	•
	Disaster Relief Services	•	•
	Disaster Recovery Services	•	•
	Donor Services	•	•
	Donated Specialty Items	•	•
	Business Associations	•	•
	Child Welfare/Family Services Associations	•	•
	Facility Administration/General Operations Support	•	•
	Information Technology Management Support	•	•
	Legal Decision Making Support	•	•
	Marketing Support	•	•
	Organizational Planning and Development Support	•	•
	Professional Skills Development Support	•	•
	Elections/Election Campaigns	•	•
	Social Sciences and Humanities Research	•	•
	Early Childhood Education	•	•
	Postsecondary Institutions	•	•
	School Districts	•	•
	Educational Programs	•	•
	Adult Education	•	•
	Homeless School Transition Programs	•	•
	Independent Study	•	•
	Literacy Programs	•	•
	Recovery Schools	•	•
	Guidance and Counseling	•	•
	Student Financial Aid	•	•
	Student Financial Aid Offices	•	•
	Student Services and Campus Life	•	•
	Tutoring Services	•	•
Education	Comprehensive Job Assistance Centers	•	•
	Employment Documentation/Verification	•	•
	Employment Preparation	•	•
	Job Finding Assistance	•	•
	Job Situations	•	•
	Training and Employment Programs	•	•
	Vocational Rehabilitation	•	•
	Volunteer Service Programs	•	•
	Banking and Financial Services	•	•
	Business Development	•	•
Employment	Business Support Organizations/Services	•	•
	Special Focus Community Economic Development	•	•

Natrona County 2022 Resources and Services			
Resource Category	Need	Availability	Gap
Income/Asset Building	Credit Related Organizations/Services	•	•
	Debt Management	•	•
	Financial Literacy Training	•	•
	Investment Counseling	•	•
	Personal Financial Counseling	•	•
	Representative Payee Services	•	•
	Retirement Planning	•	•
	Online Tax Preparation/E-Filing Sites	•	•
	Tax Appeals/Audit Assistance	•	•
	Tax Collection Agencies	•	•
	Tax Forms	•	•
	Tax Information	•	•
	Tax Preparation Assistance	•	•
	Basic Income Maintenance Programs	•	•
	Household Related Public Assistance Programs	•	•
	Medical Public Assistance Programs	•	•
	Nutrition Related Public Assistance Programs	•	•
	Burial Benefits	•	•
	Disability Benefits	•	•
	Retirement Benefits	•	•
	Social Health Insurance	•	•
	Unemployment Insurance	•	•
	Temporary Financial Assistance	•	•
	Communicable Disease Control	•	•
	Public Health Information/Inspection/Remediation	•	•
	Public Health Nursing	•	•
	Emergency Rescue	•	•
	Safety Education Programs	•	•
	Disease/Disability Specific Screening/Diagnosis	•	•
	General Laboratory Tests	•	•
	Pediatric Evaluation	•	•
	Physical Examinations	•	•
	Aging and Disability Resource Centers	•	•
	Anatomical Gifts	•	•
	Assistive Technology Equipment	•	•
	Health Care Referrals	•	•
	Health Education	•	•
	Health Insurance Information/Counseling	•	•
	Medical Equipment/Supplies	•	•
	Medical Expense Assistance	•	•
	Patient/Family Support Services	•	•
	Pharmacies	•	•
	Prescription Medication Services	•	•
	Family Planning	•	•
	Mother and Infant Care	•	•
Health Care	Hospitals	•	•
	Nursing Facilities	•	•
	Community Clinics	•	•
	Hospital Based Outpatient Services	•	•
	Medicare Part B Providers	•	•
	Urgent Care Centers	•	•
	Veteran Outpatient Clinics	•	•
	Women's Health Centers	•	•
	Condition Specific Rehabilitation Services	•	•
	Early Intervention for Children With Disabilities/Delays	•	•
	Inpatient Rehabilitation	•	•
	Occupational Therapy	•	•
	Physical Therapy	•	•
	Service Animals	•	•
	Speech and Hearing	•	•
	Therapeutic Exercise	•	•
	Clinical Trials	•	•
	Condition Specific Treatment	•	•
	Home Health Care	•	•
	Hospice Care	•	•
	Immunizations	•	•
	Dental Care	•	•
	Eye Care	•	•
	Family and Community Medicine	•	•
	Pediatrics	•	•
	Radiology	•	•
	Telemedicine	•	•

Community Services and Resources

Resource Availability and Gap Analysis

CBI gathered information about agencies operating in Natrona County and the services that they provide in the area. Efforts included compiling older contact lists, updating information from the Internet, gathering gathered from other organizations (including Wyoming 2-1-1), and information gathered during the assessment process.

Natrona County has a wide and deep spectrum of health and human services available in the area. A list of community resources is included in the Appendix, arranged according to service category. Efforts have been made to align this list and the community survey with the 2-1-1 taxonomy that is used nationwide for information and referral services. The use of this taxonomy makes it easier to identify gaps in services. CBI will continue to make adjustments to the survey and the CNA methodology to improve results in the future.

This CNA process identified at least 351 agencies delivering health and human services in Natrona County. Those agencies are providing 247 unique services spread across all the CSBG categories (some agencies also provide more than one service). Some services have multiple agencies that provide resources (e.g., there are several food pantries), and other services have just have one provider.

While Natrona County has many available services and resources, a few gaps should be noted. These are services for which a need was expressed in the community survey, but there are no known providers. These unmet needs are potential gaps in Natrona County's resource map, and they include the following services:

- Income/Asset Building
 - Financial Literacy Training
 - Tax Forms
- Housing Needs
 - At Risk/Homeless Housing Related Assistance Programs
- Mental Health
 - Family Counseling

All available or needed services are identified in a series of tables below. Available services and gaps in unmet needs are noted.

Poverty and Mobility

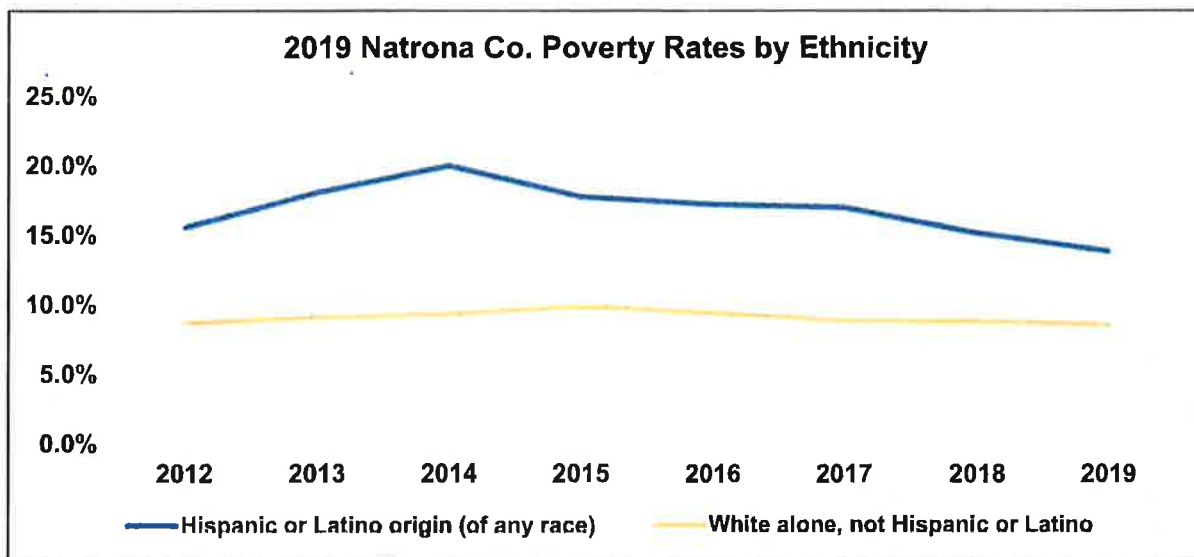
The US Census Bureau provides detailed information about the geographic mobility of Americans. For example, Census/ACS data is provided on poverty rates for persons who have (or have not) moved in the past year. The Census/ACS data also considers new residents' origin. Current data suggest that people who have moved to Natrona County from someplace else in Wyoming have high rates of poverty. The reasons that people move to Natrona County – like the reasons for poverty – are complex, but it seems curious that Wyoming residents who move to Natrona County struggle with poverty more so than people moving there from out-of-state, as shown below. In 2019, there were 401 such residents in Natrona County, living in poverty after having moved to Natrona County from someplace else in Wyoming.

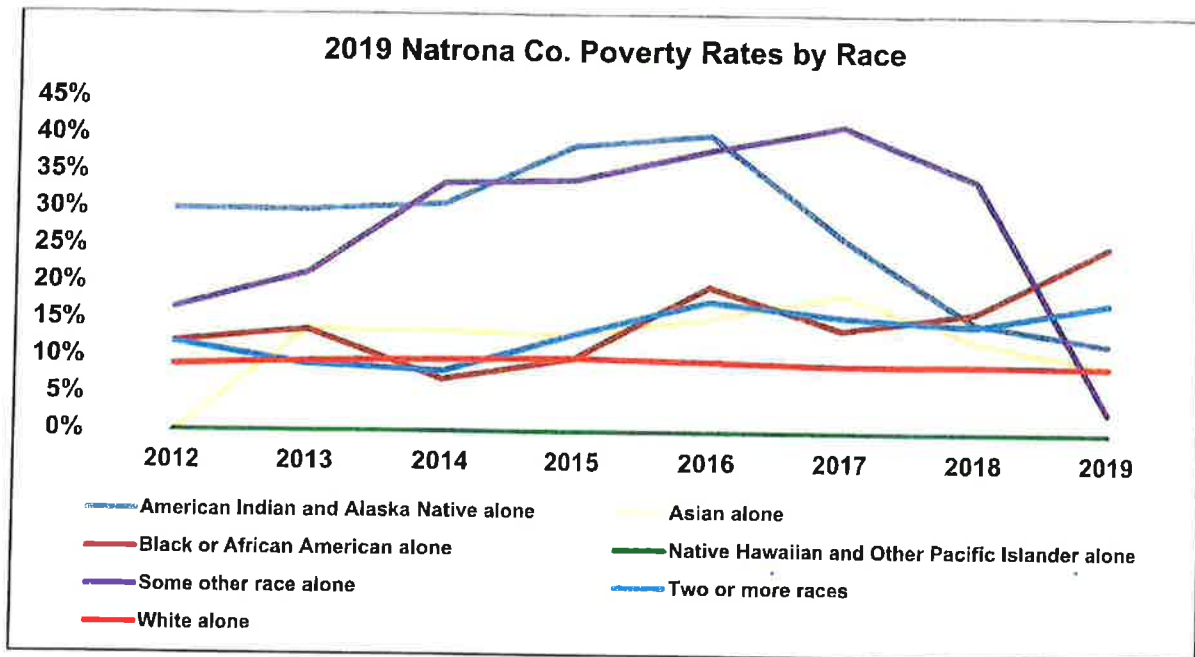
Geographic Mobility by Poverty Status	USA	Wyoming	Natrona County	
2019 Census/ACS survey			77,519	
Below 100 percent of the poverty level	13.3%	11.0%	7,281	9.4%
100 to 149 percent of the poverty level			5,444	
At or above 150 percent of the poverty level			64,794	
Same house 1 year ago:			67,430	
Below 100 percent of the poverty level	12.1%	9.3%	5,552	8.2%
100 to 149 percent of the poverty level			4,117	
At or above 150 percent of the poverty level			57,761	
Moved within same county:			6,440	
Below 100 percent of the poverty level	21.9%	18.7%	1,000	15.5%
100 to 149 percent of the poverty level			716	
At or above 150 percent of the poverty level			4,724	
Moved from different county within same state:			1,147	
Below 100 percent of the poverty level	20.3%	22.6%	401	35.0%
100 to 149 percent of the poverty level			158	
At or above 150 percent of the poverty level			588	
Moved from different state:			2,273	
Below 100 percent of the poverty level	17.3%	20.2%	256	11.3%
100 to 149 percent of the poverty level			359	
At or above 150 percent of the poverty level			1,658	
Moved from abroad:			229	
Below 100 percent of the poverty level	30.3%	24.6%	72	31.4%
100 to 149 percent of the poverty level			94	
At or above 150 percent of the poverty level			63	

In addition to race, poverty can be analyzed by ethnicity. Poverty rates for Hispanics and non-Hispanics are presented below.

2019 Natrona Co. Poverty Rates by Ethnicity	2012	2013	2014	2015	2016	2017	2018	2019
Hispanic or Latino origin (of any race)	15.6%	18.1%	20.0%	17.8%	17.2%	17.0%	15.2%	13.9%
White alone, not Hispanic or Latino	8.7%	9.1%	9.4%	9.9%	9.4%	8.9%	8.8%	8.6%

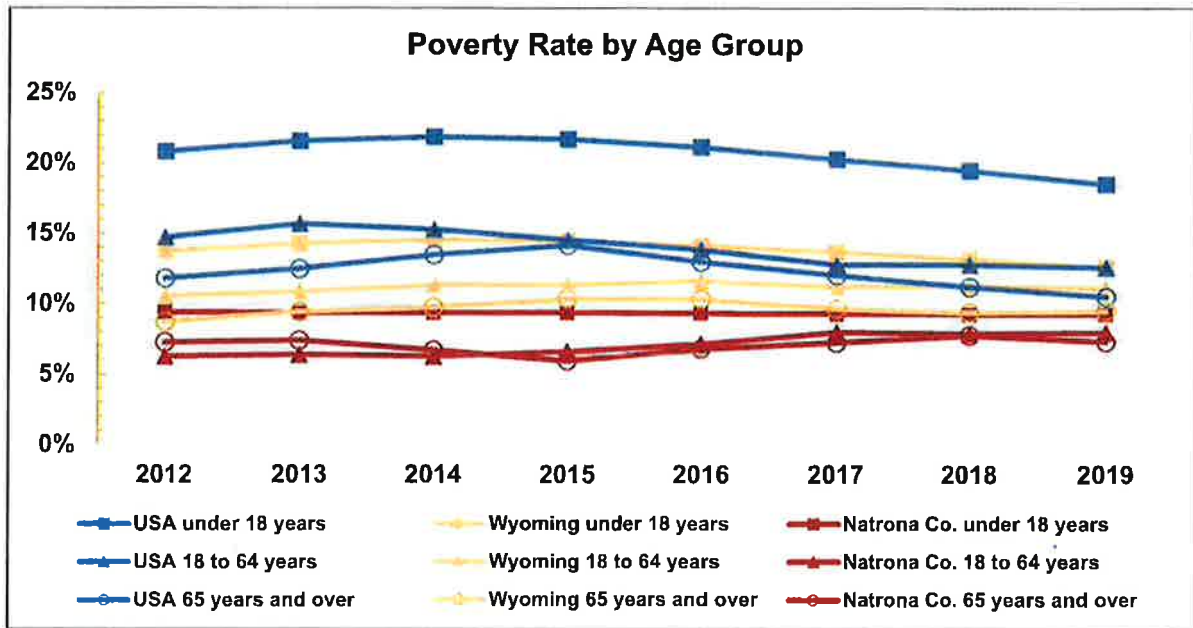
The Hispanic population in Natrona County has much higher rates of poverty than non-Hispanics living in the area. Typically, the poverty rate for Hispanics is 7 or 8 percent higher than the non-Hispanic population, as illustrated by the following graph.





Analysis of poverty rates by race for families shows that, in particular, female householders whose race is Black or African American alone experience extremely high rates of poverty. Where there are not many Blacks living in Natrona County, it appears that nearly all Black female householders are living in poverty, given the shockingly high average percentage of 96.5%. It has been extremely high for years. By comparison, nationwide there are currently just 31.7% of Black Female Householder families who are living in poverty. This is not just a problem for Natrona County, since Wyoming also has a high percentage (72.9%) of Black Female Householder families living in poverty.

2019 Natrona County	All Families		Married couple		Female householder	
ALL FAMILIES	20,529	6.0%	15,678	2.5%	3,364	23.1%
Families with a householder who is:						
White alone	19,320	5.4%	14,929	2.6%	3,027	19.1%
Black or African American alone	335	41.2%	192	0.0%	143	96.5%
American Indian Alaska Native alone	261	9.2%	159	0.0%	102	23.5%
Asian alone	73	0.0%	73	0.0%	0	0.0%
Native Hawaiian Other Pacific Islander	41	0.0%	41	0.0%	0	0.0%
Some other race alone	69	0.0%	69	0.0%	0	0.0%
Two or more races	430	8.4%	215	0.0%	92	39.1%



Poverty and race/ethnicity

Poverty rates in Natrona County tend to be low and stable, especially for those whose race is White alone. Other races have higher and more volatile rates. While some of that volatility can be attributed to the relatively small population of minority races in the area, it appears that poverty rates are particularly high for Blacks, as shown below. Poverty rates also appear high for "Some other race alone," although those rate changes may have more to do with the Census/ACS methodology in assigning race, rather than poverty itself.

2019 Natrona Co. Poverty Rates by Race	2012	2013	2014	2015	2016	2017	2018	2019
American Indian and Alaska Native alone	30.0%	29.9%	30.8%	38.7%	40.2%	26.4%	15.0%	12.2%
Asian alone	0.0%	13.8%	13.6%	13.1%	15.4%	18.8%	12.5%	9.0%
Black or African American alone	12.1%	13.7%	7.0%	9.9%	19.7%	14.0%	16.3%	25.3%
Native Hawaiian and Other Pacific Islander alone	0.0%	0.0%	0.0%	0.0%	0.0%	0.0%	0.0%	0.0%
Some other race alone	16.7%	21.4%	33.6%	34.1%	38.2%	41.6%	34.2%	3.0%
Two or more races	12.0%	9.0%	8.2%	13.2%	17.7%	15.7%	14.6%	17.7%
White alone	9.0%	9.5%	9.7%	10.0%	9.6%	9.1%	9.2%	9.1%

Poverty rates by race for Natrona County are provided in the following graph.

times more likely to be living in poverty than other families (Census/ACS data). The 2021 survey completed by the local CSBG agency also demonstrates this vulnerability for single moms.

2019 Natrona County Poverty Rates for Families	All Families		Married couple		Female householder	
ALL FAMILIES	20,529	6.0%	15,678	2.5%	3,364	23.1%
With related children of householder under 18 years	9,448	10.7%	6,004	3.5%	2,496	29.8%
With related children of householder under 5 years	1,551	12.5%	1,008	4.7%	426	34.5%
With related children of householder under 5 years and 5 to 17 years	2,295	14.1%	1,468	4.3%	497	49.1%
With related children of householder 5 to 17 years	5,602	8.8%	3,528	2.8%	1,573	22.5%

Poverty and age

Poverty rates for children under 18 years tend to be the highest among all ages. In some areas, adults who are 65 years and over also have high rates poverty. In Natrona County, that general rule holds true, although the local poverty rates are very low compared to the state and the nation, as shown below.

2019 Natrona Co. Poverty Rates by Age Group	2012	2013	2014	2015	2016	2017	2018	2019
USA under 18 years	20.8%	21.6%	21.9%	21.7%	21.2%	20.3%	19.5%	18.5%
USA 18 to 64 years	14.7%	15.7%	15.3%	14.6%	13.9%	12.8%	12.8%	12.6%
USA 65 years and over	11.8%	12.5%	13.5%	14.2%	13.0%	12.1%	11.2%	10.5%
Wyoming under 18 years	13.7%	14.3%	14.6%	14.5%	14.2%	13.7%	13.2%	12.6%
Wyoming 18 to 64 years	10.6%	10.9%	11.3%	11.4%	11.6%	11.2%	11.3%	11.1%
Wyoming 65 years and over	8.7%	9.4%	9.8%	10.4%	10.4%	9.7%	9.4%	9.5%
Natrona Co. under 18 years	9.4%	9.4%	9.4%	9.4%	9.3%	9.3%	9.3%	9.3%
Natrona Co. 18 to 64 years	6.3%	6.4%	6.3%	6.6%	7.2%	8.0%	7.9%	8.0%
Natrona Co. 65 years and over	7.3%	7.4%	6.7%	6.0%	6.8%	7.3%	7.8%	7.3%

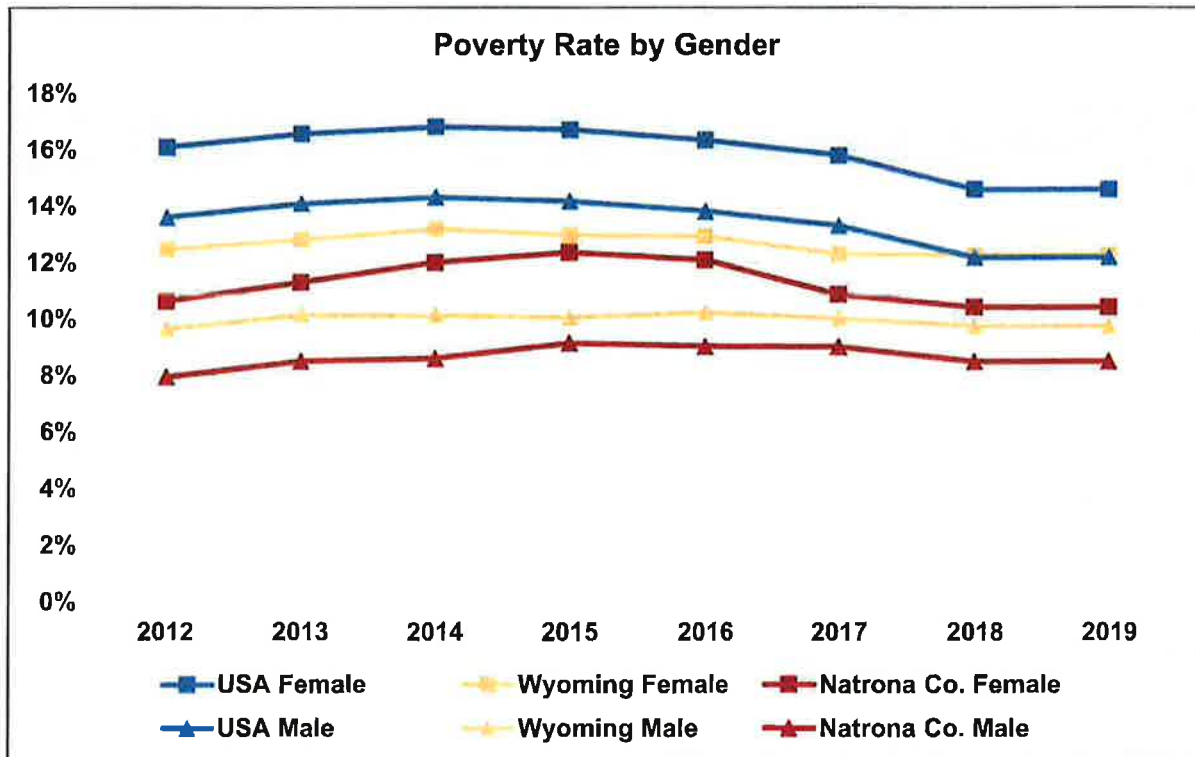
Annual rates of poverty for each of these age groups and each area are compared in the following graph, showing the relatively low poverty rates for Natrona County.

The poverty guidelines apply to both aged and non-aged units. The guidelines have never had an aged/non-aged distinction; only the Census Bureau (statistical) poverty thresholds have separate figures for aged and non-aged one-person and two-person units.

Programs using the guidelines (or percentage multiples of the guidelines — for instance, 125% or 185% of the guidelines) in determining eligibility include Head Start, the Supplemental Nutrition Assistance Program (SNAP), the National School Lunch Program, the Low-Income Home Energy Assistance Program (in Wyoming it is called the LIEAP, and the Children's Health Insurance Program. Note that in general, cash public assistance programs (Temporary Assistance for Needy Families and Supplemental Security Income) do NOT use the poverty guidelines in determining eligibility. The Earned Income Tax Credit (EITC) program also does NOT use the poverty guidelines to determine eligibility.

Poverty and gender

Generally speaking, poverty rates are higher for females than males. In Natrona County, both males and females tend to have lower rates of poverty than the rest of the state and the nation, as shown below.



A different story emerges when examining gender and poverty among families. In Natrona County, most families appear to be doing well, especially those who include a married couple. However, when there is a single female householder, with no spouse or partner present, the poverty rate becomes much higher. The table below shows that female householders are 3 to 4

The federal government uses two slightly different versions of the federal poverty measure: poverty thresholds and poverty guidelines. The poverty thresholds are the original version of the federal poverty measure. All official poverty metrics are calculated using the poverty thresholds, not the guidelines. Poverty Thresholds for 2021 are provided below.

2021 Poverty Thresholds	Related children under 18 years								
	None	One	Two	Three	Four	Five	Six	Seven	Eight or more
One person (unrelated individual):									
Under age 65	\$14,097								
Aged 65 and older	\$12,996								
Two people:									
Householder under age 65	\$18,145	\$18,677							
Householder aged 65 and older	\$16,379	\$18,606							
Three people	\$21,196	\$21,811	\$21,831						
Four people	\$27,949	\$28,406	\$27,479	\$27,575					
Five people	\$33,705	\$34,195	\$33,148	\$32,338	\$31,843				
Six people	\$38,767	\$38,921	\$38,119	\$37,350	\$36,207	\$35,529			
Seven people	\$44,606	\$44,885	\$43,925	\$43,255	\$42,009	\$40,554	\$38,958		
Eight people	\$49,888	\$50,329	\$49,423	\$48,629	\$47,503	\$46,073	\$44,585	\$44,207	
Nine people or more	\$60,012	\$60,303	\$59,501	\$58,828	\$57,722	\$56,201	\$54,826	\$54,485	\$52,386

The poverty guidelines are the other version of the federal poverty measure. They are issued each year in the Federal Register by the Department of Health and Human Services (HHS). The guidelines are a simplification of the poverty thresholds for use for administrative purposes — for instance, determining financial eligibility for certain federal programs.

The poverty guidelines are sometimes loosely referred to as the “federal poverty level” (FPL), but that phrase is ambiguous and should be avoided, especially in situations (e.g., legislative or administrative) where precision is important.

2021 Poverty Guidelines for the 48 Contiguous States and Washington DC	
Persons in family/household	Poverty guideline
1	\$12,880
2	\$17,420
3	\$21,960
4	\$26,500
5	\$31,040
6	\$35,580
7	\$40,120
8	\$44,660
<i>For families/households with more than 8 persons, add \$4,540 for each additional person.</i>	

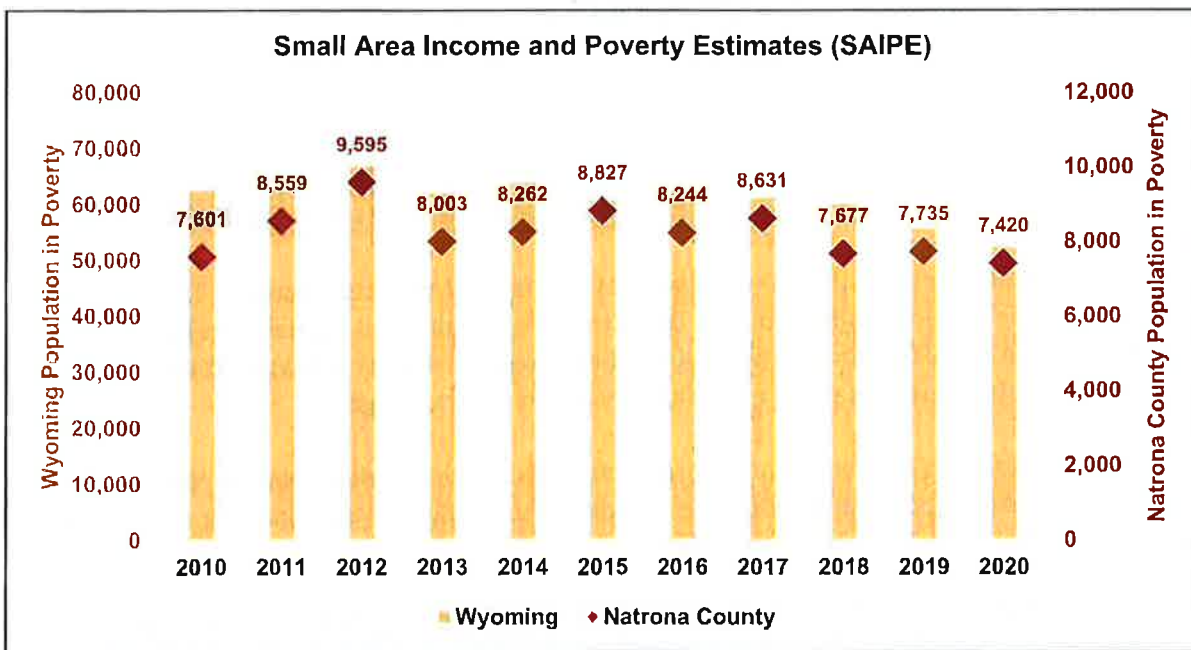
Poverty

The general approach of this CNA is to analyze population demographics for the entire county. This assessment examines poverty and its prevalence related to gender, age, and race/ethnicity of all Natrona County residents.

Definition

SAIPE

The U.S. Census Bureau's Small Area Income and Poverty Estimates (SAIPE) program produces single-year estimates of income and poverty for all U.S. states and counties. The main objective of this program is to provide estimates of income and poverty for the administration of federal programs and the allocation of federal funds to local jurisdictions, like the CSBG program. The estimates are not direct counts like the decennial Census, nor direct estimates from sample surveys. Instead, for counties and states, the Census Bureau creates income and poverty estimates by combining survey data with population estimates and administrative records.

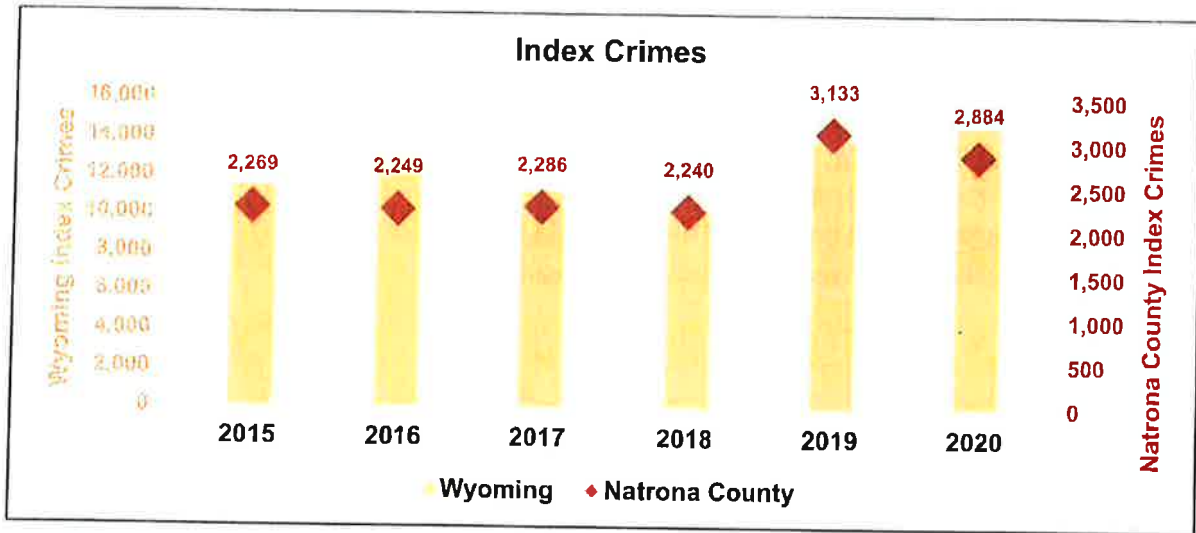


Poverty Definitions

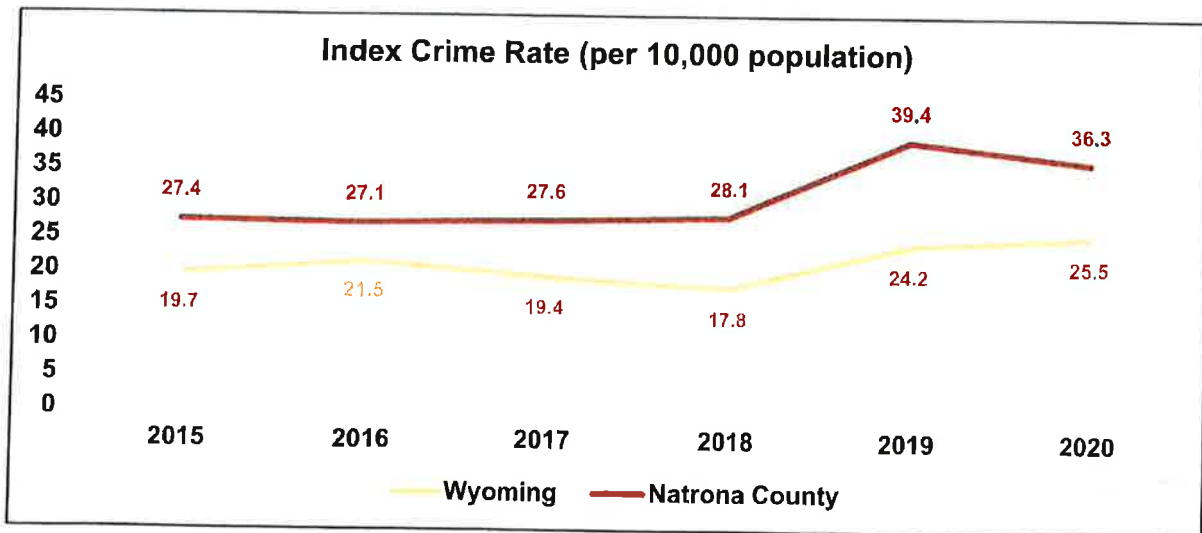
The Census Bureau uses a set of money income thresholds that vary by family size and composition to determine who is in poverty. If a family's total income is less than the family's threshold, then that family and every individual in it is considered in poverty. The official poverty thresholds do not vary geographically, but they are updated for inflation using the Consumer Price Index (CPI-U). The official poverty definition uses money income before taxes and does not include capital gains or noncash benefits (such as public housing, Medicaid, and food stamps).

Civic Engagement and Community Involvement

Natrona County crime rates are higher than the state average. The total number of Index Crimes (violent offenses and felony property offenses) in Natrona County and the rest of Wyoming is shown below.



Crime rates for Index crimes (violent crimes and felony property crimes) in Natrona County have remained higher than the Wyoming average, as shown below.



Wyoming generally has low crime rates (25.5 index crimes per 10,000 inhabitants), according to the Wyoming Division of Criminal Investigation (DCI) 2020 annual report. However, crime rates in Natrona County are consistently higher than the state average (36.3 index crimes per 10,000 inhabitants).

- Geo Reentry Services, LLC
- Grace Hope and Healing Counseling LLC
- Healing Tree Counseling LLC
- Mercer Family Resource Center, Inc.
- Natrona County Court Supervised Treatment Program
- Open Gate Counseling & Consulting
- Restoring Hope, LLC
- Self Help Center, Inc.
- Specialty Counseling & Consulting, LLC Casper
- Transitions Family Counseling & Mediation Center
- Winds of Change Therapy
- Wyoming Behavioral Institute – UHS of Wyoming, Inc.
- Wyoming Recovery (residential treatment available)

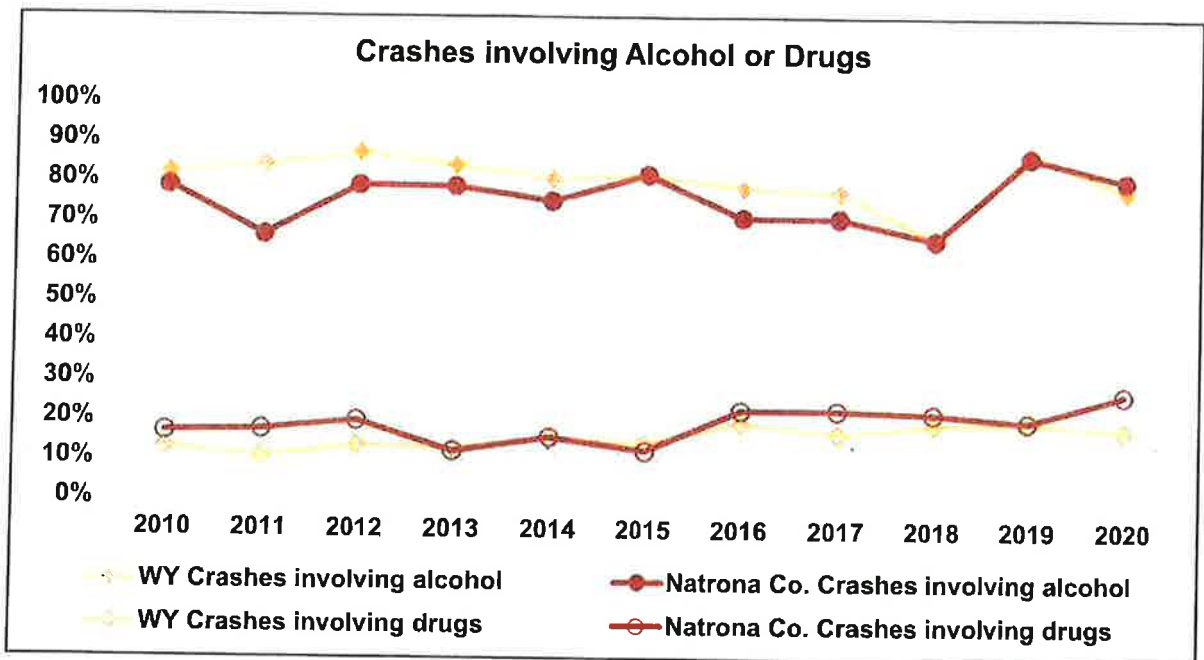
Nutrition

The US Department of Agriculture (USDA) calculates the cost of food every month. The USDA calculates food costs for four different food plans: Thrifty, Low-Cost, Moderate-Cost, and Liberal Food Plans. The Thrifty Food Plan does not represent what most Americans eat, in terms of quality or cost. Instead, it represents a nutritious, practical, cost-effective diet, based on the *Dietary Guidelines for Americans, 2020-2025*. Another basis of the Thrifty Food Plan is that all meals and snacks are prepared at home. Although most Americans consume a diet that is closer to the USDA's Moderate-Cost Food Plan, the USDA Thrifty Food Plan is used as the basis for maximum SNAP benefit allotments.

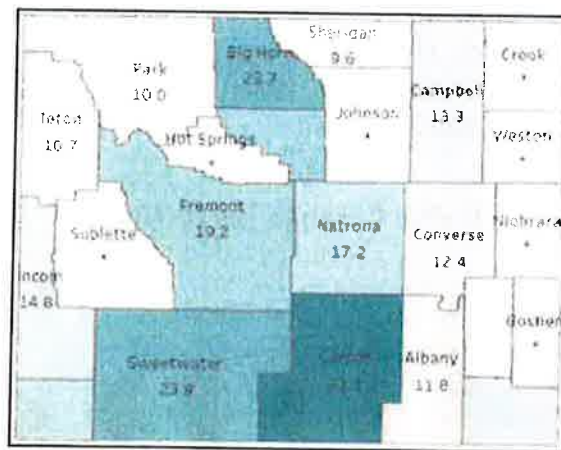
All USDA Food Plans take into consideration the sex and age of family members. The current USDA Thrifty Plan weekly and monthly costs are provided below.

Official USDA Thrifty Food Plan: U.S. Average, January 2022 ¹		
Age-sex group	Weekly cost ²	Monthly cost ²
Individuals³		
Child:		
1 year	\$22.60	\$98.00
2-3 years	\$34.40	\$148.90
4-5 years	\$37.20	\$161.20
6-8 years	\$41.50	\$179.80
9-11 years	\$47.90	\$207.40
Male:		
12-13 years	\$51.10	\$221.50
14-19 years	\$64.20	\$278.20
20-50 years	\$62.50	\$270.80
51-70 years	\$55.00	\$238.40
71+ years	\$52.70	\$228.40
Female:		
12-13 years	\$44.50	\$192.70
14-19 years	\$51.00	\$221.20
20-50 years	\$50.10	\$217.00
51-70 years	\$46.60	\$201.90
71+ years	\$51.40	\$222.50
Reference Family:⁴		
Male and Female, 20-50 years and Two Children, 6-8 and 9-11 years	\$201.90	\$875.00

Alcohol is the leading contributor to these crashes. However, the use of drugs (alone or in combination with alcohol) is growing, as illustrated below (WASCOP annual reports).



Natrona County has 17.2 drug overdose deaths per 100,000, one of the highest rates in the state and nation.

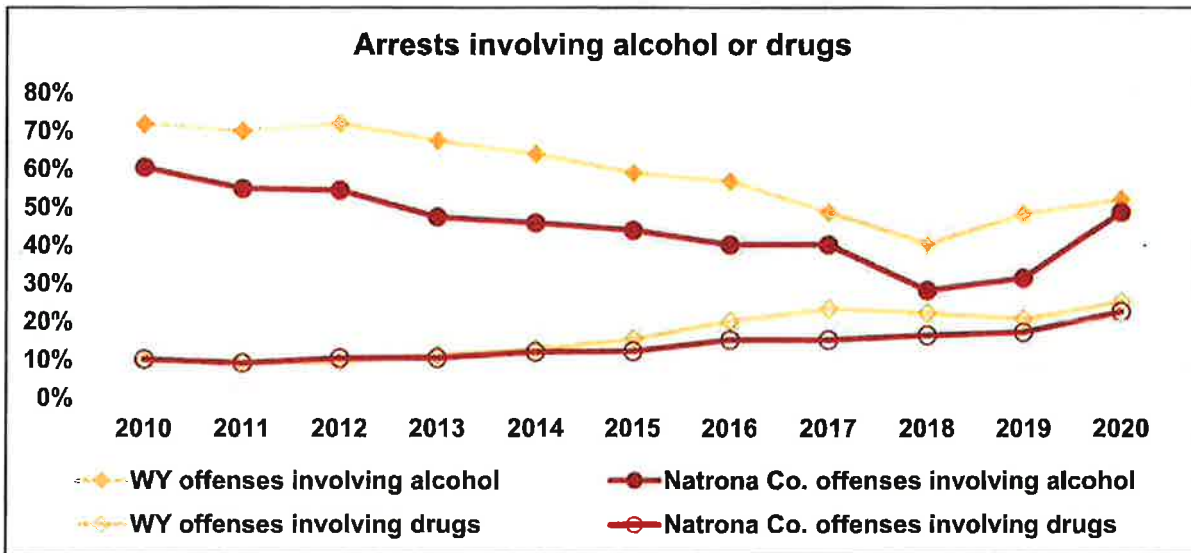


According to the Wyoming Department of Health, there are several certified substance use service providers in Natrona County, some of which have residential treatment available, including:

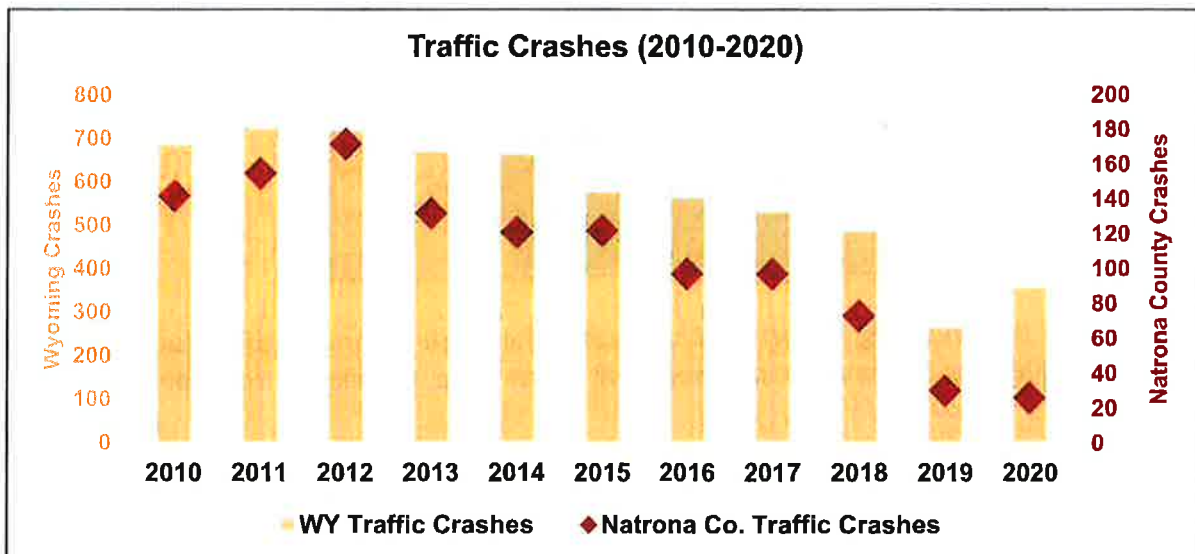
- Central Wyoming Counseling Center (residential treatment available)
- Crossroads Counseling LLC
- Embracing Change Counseling, LLC

Substance abuse

Substance abuse is the single biggest factor leading to a criminal arrest. From 2010 through 2018, crime in Natrona County and the rest of Wyoming was generally declining, at least with respect to crimes that involved alcohol. It has been the opposite for crimes involving drugs, which have steadily increased for the last several years. Since 2018, all crime has again been on the rise, especially offenses involving alcohol. These trends are illustrated below (WASCOP annual reports).



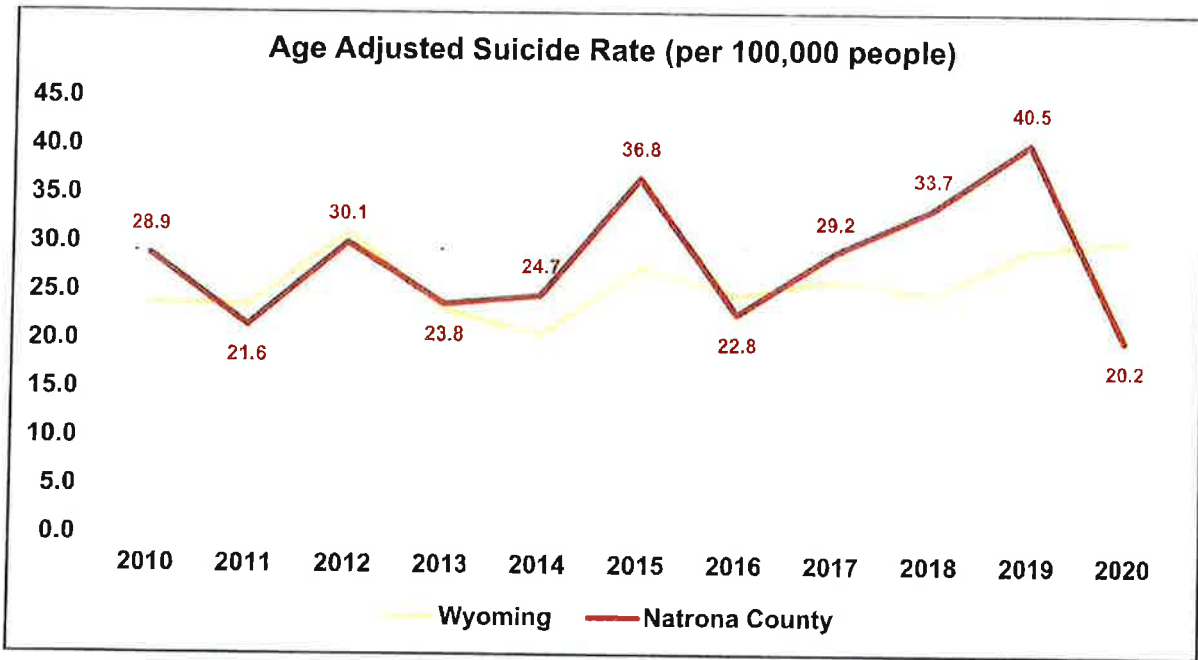
Another key indicator of substance abuse is the involvement of excessive alcohol use and other substance abuse in traffic crashes. From 2012 through 2019, the number of traffic crashes in Natrona County and the rest of Wyoming decreased. Recently, those trends have reversed, as shown below (WASCOP annual reports).



Mental Health

Suicide

The 10-year age-adjusted suicide rate in Natrona County is 28.4 per 100,000 people, which is comparable to the Wyoming suicide rate (25.9). Annual rates are illustrated below for comparison.

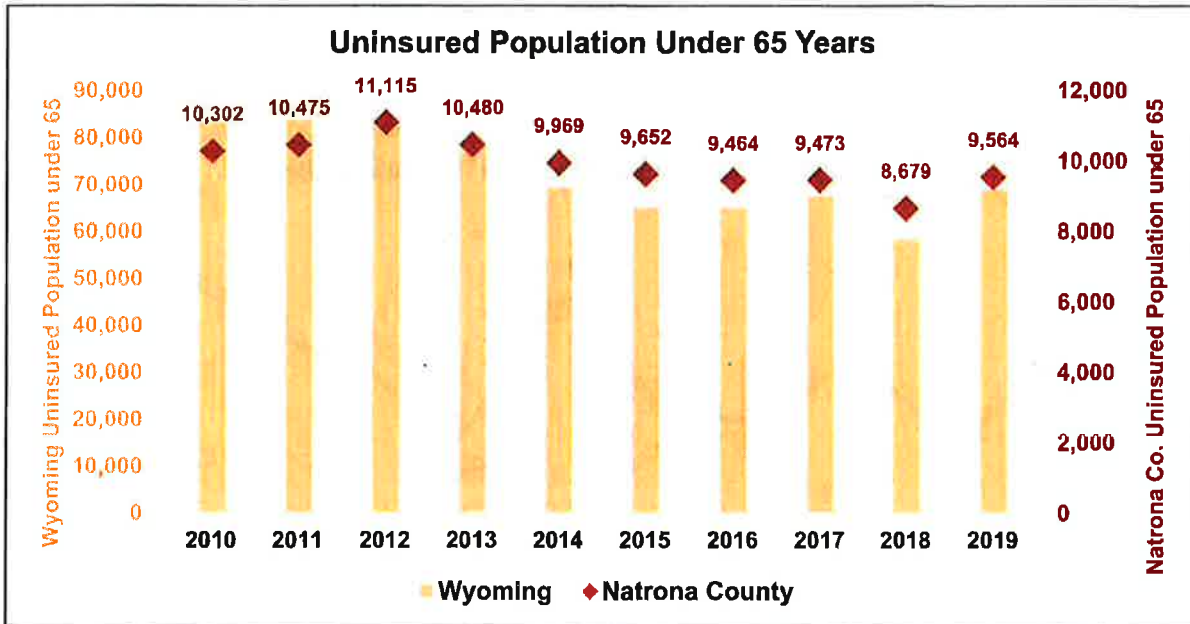


Firearms have long been the primary means of suicide in Wyoming, and firearm prevalence is increasing. The following table summarizes Wyoming Suicides by Means for 2010-2020 (Wyoming Department of Health).

2010-2020 WY Suicides by Means									
Year	Poisoning		Hanging		Firearm		Other		Total
	Number	Percent	Number	Percent	Number	Percent	Number	Percent	
2010	22	16.9%	17	13.1%	83	63.8%	8	6.2%	130
2011	20	15.5%	17	13.2%	84	65.1%	8	6.2%	129
2012	31	18.0%	32	18.6%	102	59.3%	7	4.1%	172
2013	19	14.8%	16	12.5%	89	69.5%	4	3.1%	128
2014	23	19.3%	17	14.3%	78	65.5%	1	0.8%	119
2015	17	11.0%	35	22.6%	93	60.0%	10	6.5%	155
2016	22	15.4%	28	19.6%	87	60.8%	6	4.2%	143
2017	13	8.4%	36	23.2%	99	63.9%	7	4.5%	155
2018	11	7.5%	22	15.0%	107	72.8%	7	4.8%	147
2019	19	11.2%	33	19.5%	114	67.5%	3	1.8%	169
2020	19	10.4%	29	15.9%	128	70.3%	6	3.3%	182

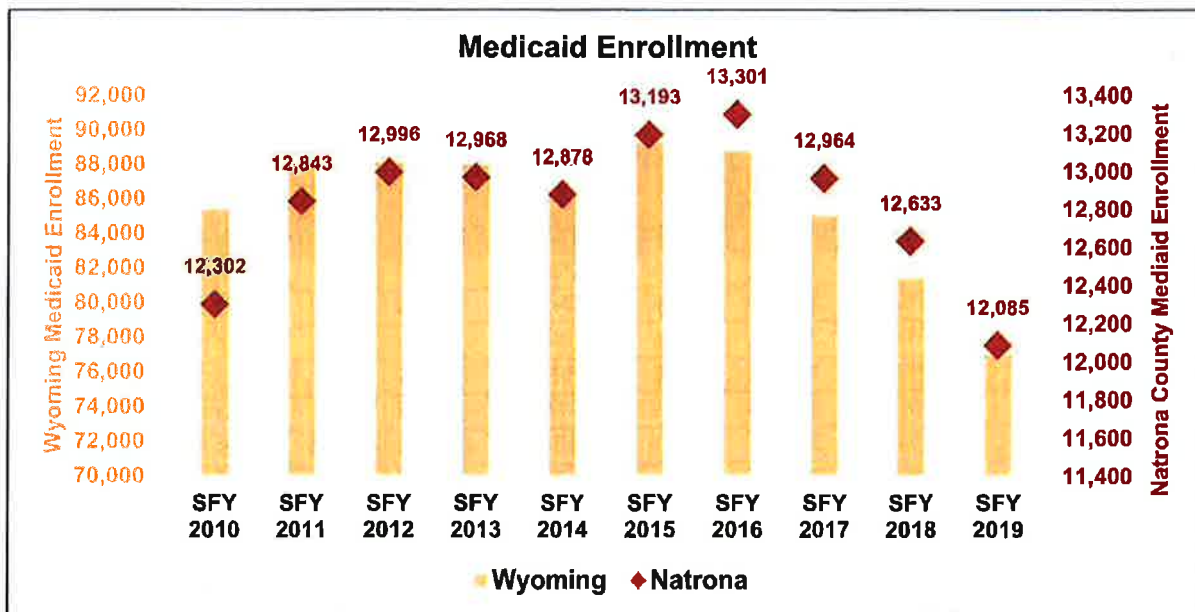
Health insurance coverage

According to the most recent (2019) Census Small Area Health Insurance Estimates (SAHIE), Natrona County has 9,564 residents who are uninsured for health coverage. The following chart compares the local trend with Wyoming's.

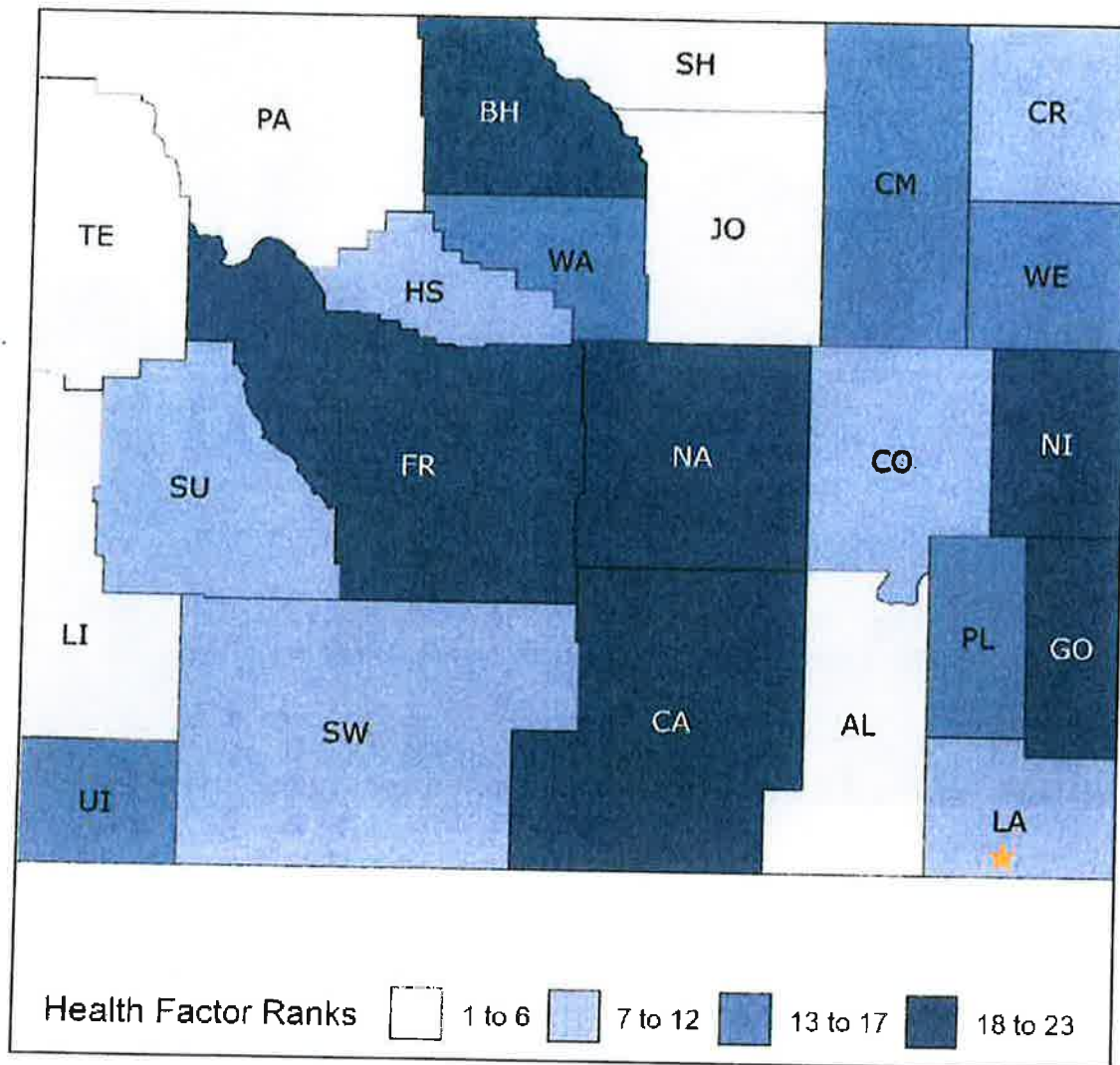


Medicaid Enrollment

As of State Fiscal Year (SFY) 2019, Natrona County has 12,085 residents enrolled in Medicaid, according to the Wyoming Department of Health, as shown below.



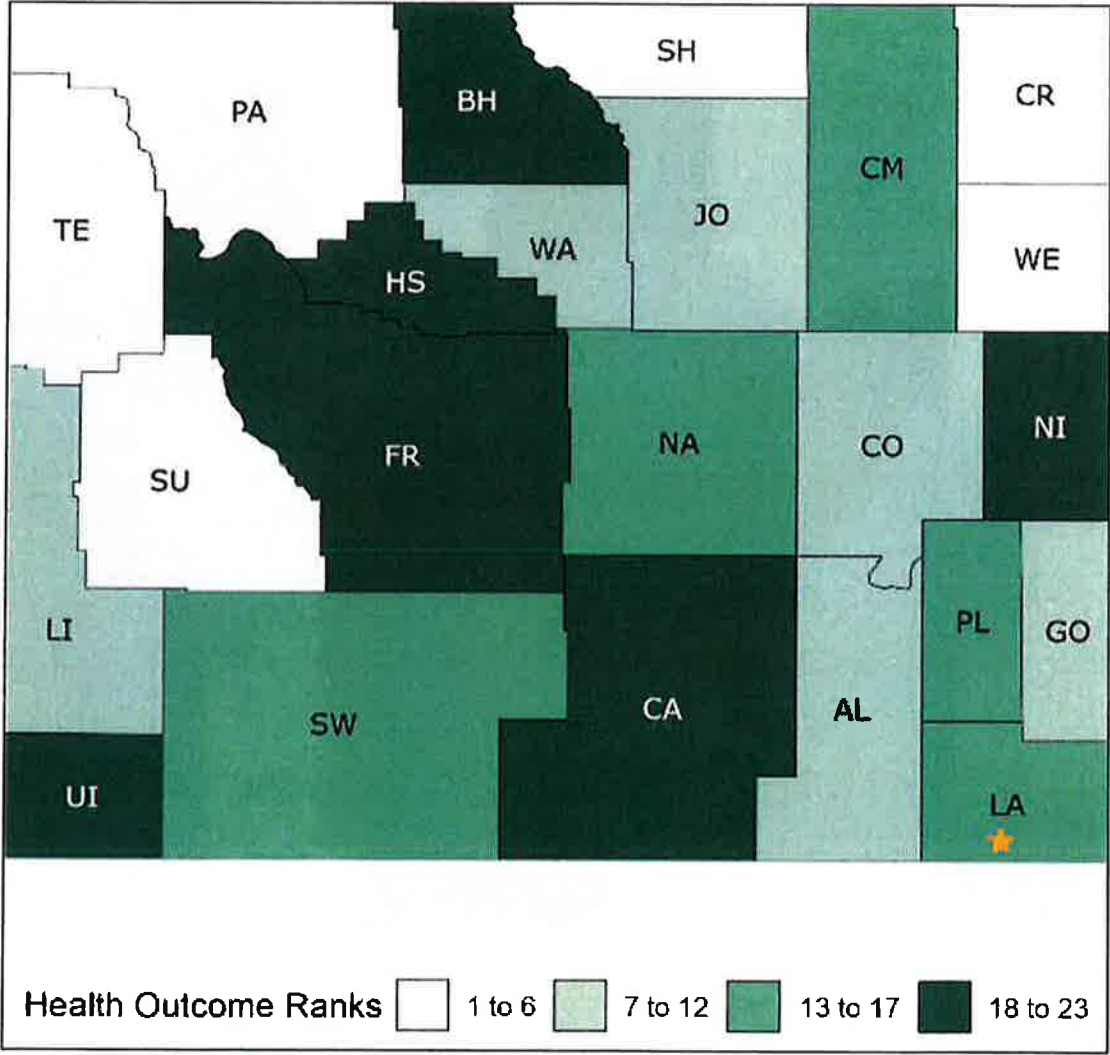
Health Factors include a wide variety of Health Behaviors (such as smoking, alcohol consumption, and exercise); Clinical Care (access to care); Quality of Care (hospital stays, vaccinations, etc.); Social & Economic Factors (education, poverty, crime); and Physical Environment (pollution, water, commuting). For Health Factors, Natrona County ranks 19th overall among all Wyoming counties, as illustrated on the map below.



Causes of Death

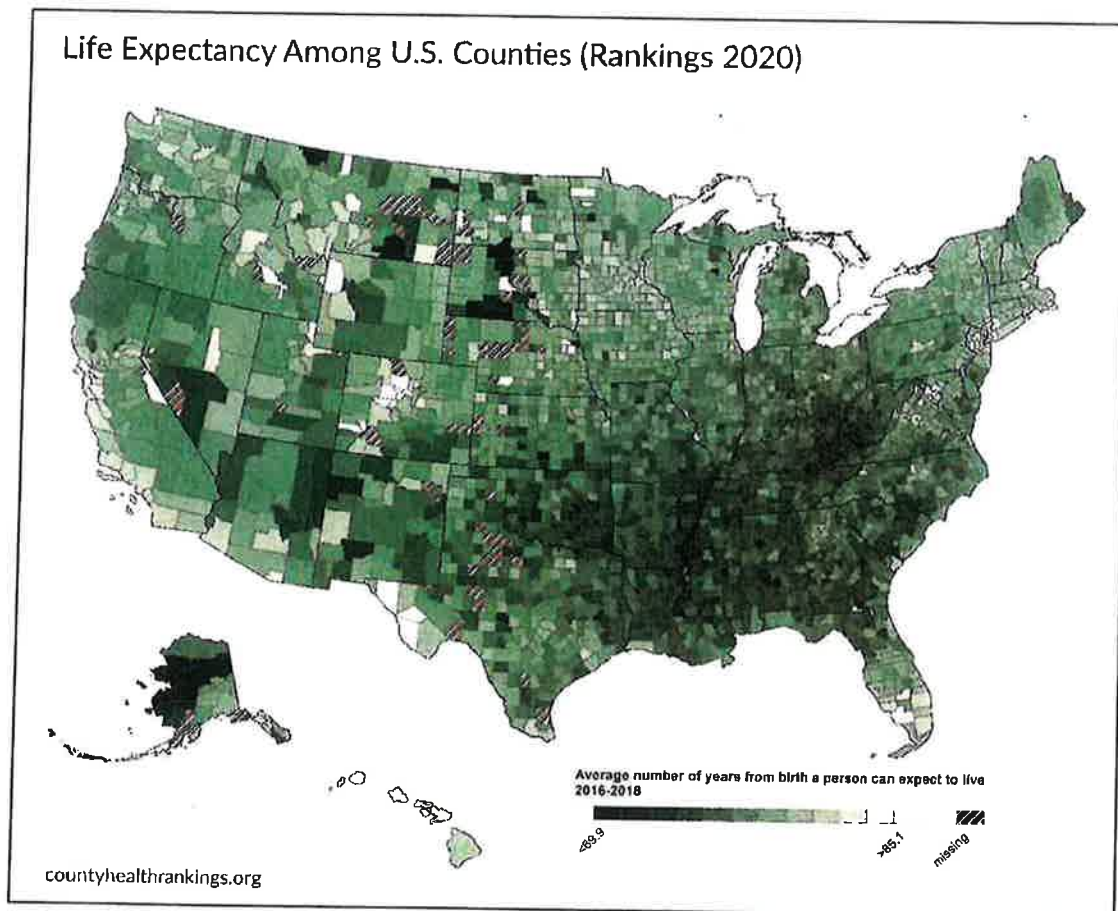
According to the Wyoming Department of Health, the top five causes of death in Natrona County in 2020 were (in order): Major Cardiovascular; Cancers; COVID-19; Chronic Lower Respiratory; and Other Unintentional Injuries (Wyoming Department of Health Vital Statistics Data and Reports). At least one other leading cause of death (suicide) needs further discussion (see Mental Health discussion below). Wyoming currently ranks third highest among all states for suicide rate per 100,000 people. Suicide has been a growing problem area for years in Wyoming, and Natrona County is no exception.

Health Outcomes include metrics for Length of Life and Quality of Life, such as premature death, health conditions, and low birthweight. For Health Outcomes, Natrona County ranks 16th overall among all Wyoming counties, as illustrated on the map below.



Health care

The County Health Rankings & Roadmaps provide data, evidence, guidance, and examples to build awareness of the multiple factors that influence health. While the Rankings and Roadmaps are a program of the University of Wisconsin, reports are provided for every county in America. These rankings help improve our understanding of local health. The rankings are unique in that they provide a variety of insights that can be compared to other counties throughout the nation. For example, the following map shows Life Expectancy for every county in America. The map graphically illustrates how Natrona County's life expectancy (of 77.6 years) compares to other counties throughout the USA. For reference, Wyoming residents' life expectancy is 77.7 years, and the national life expectancy is (78.8 years).

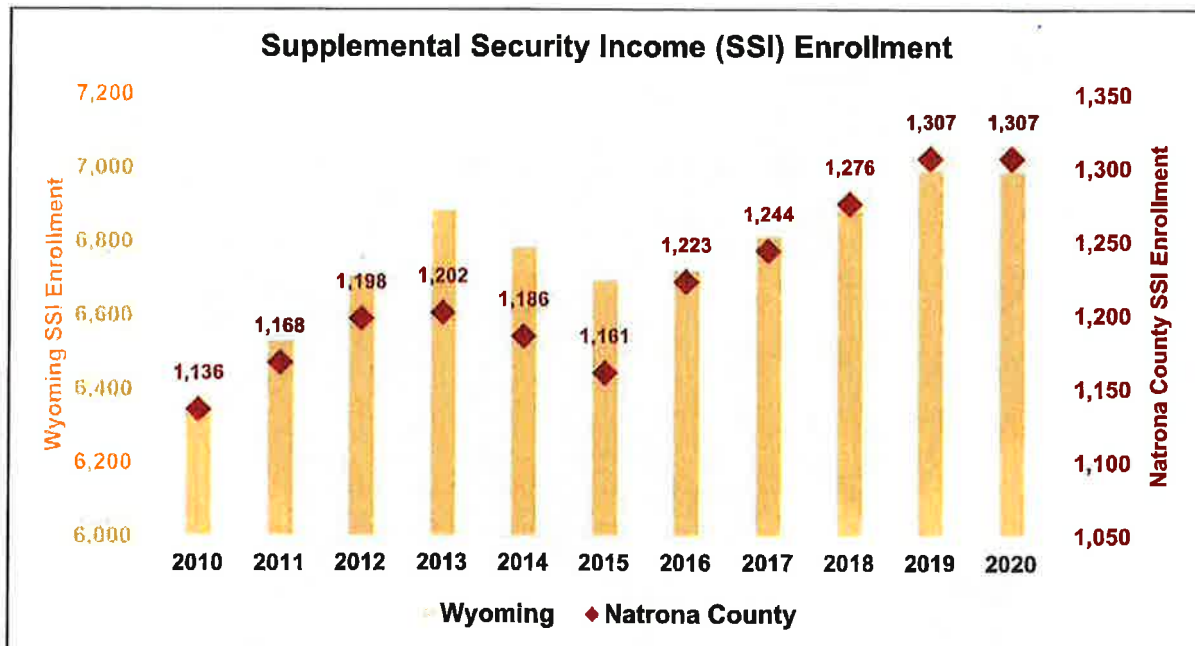


According to the County Health Rankings, Natrona County is ranked below the state average for Health Outcomes and also for Health Factors. Health Outcomes consider the question, "How healthy are community members in a county now?". Health Factors help to answer the question, "What are the opportunities for community members to be healthy in the future?". Detailed measures are included in the appendix, which includes the Natrona County Health Rankings report for 2021.

Supplemental Security Income (SSI)

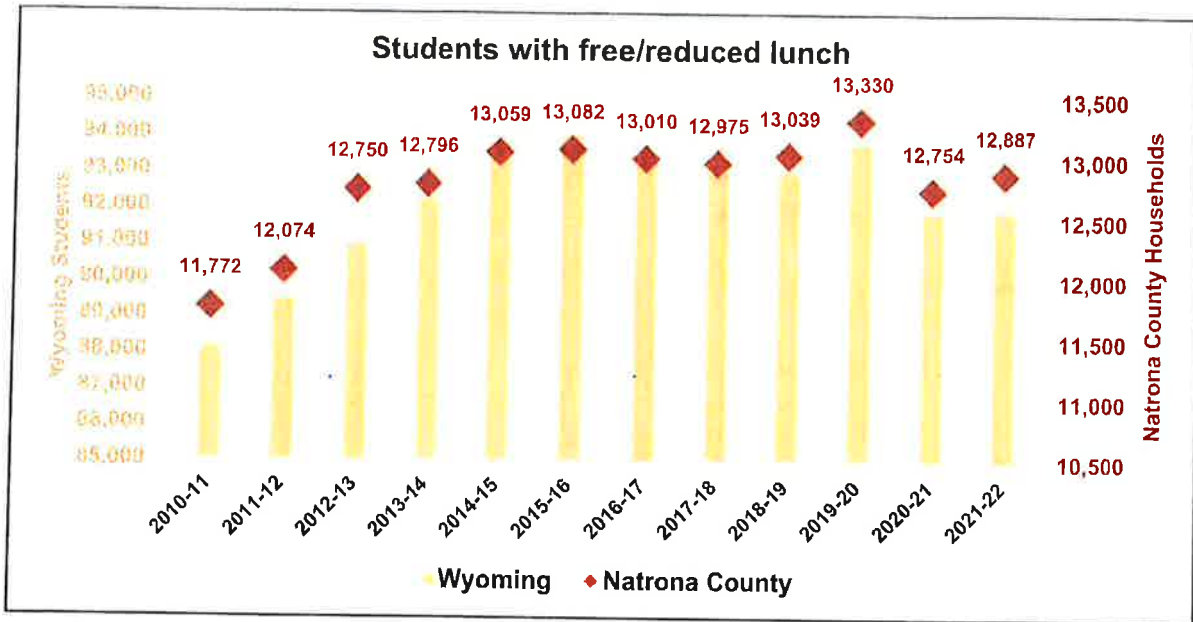
As of 2020, there are 1,307 Natrona County residents receiving Supplemental Security Income (SSI) benefits. SSI is a federal income supplement program funded by general tax revenues (not Social Security taxes) that provides cash to meet basic needs for food, clothing, and shelter. The SSI program provides monthly payments to children and adults who have low income and resources, and who are blind or disabled. The SSI program also provides payments to people aged 65 and older without disabilities who meet certain financial qualifications.

In Natrona County, SSI plays a bigger role in poverty dynamics than expected. This may be related to the range of locally available services that people with disabilities patronize. Similarly, the 2021 survey completed by the local CSBG agency emphasizes the importance of the SSI program in Natrona County.



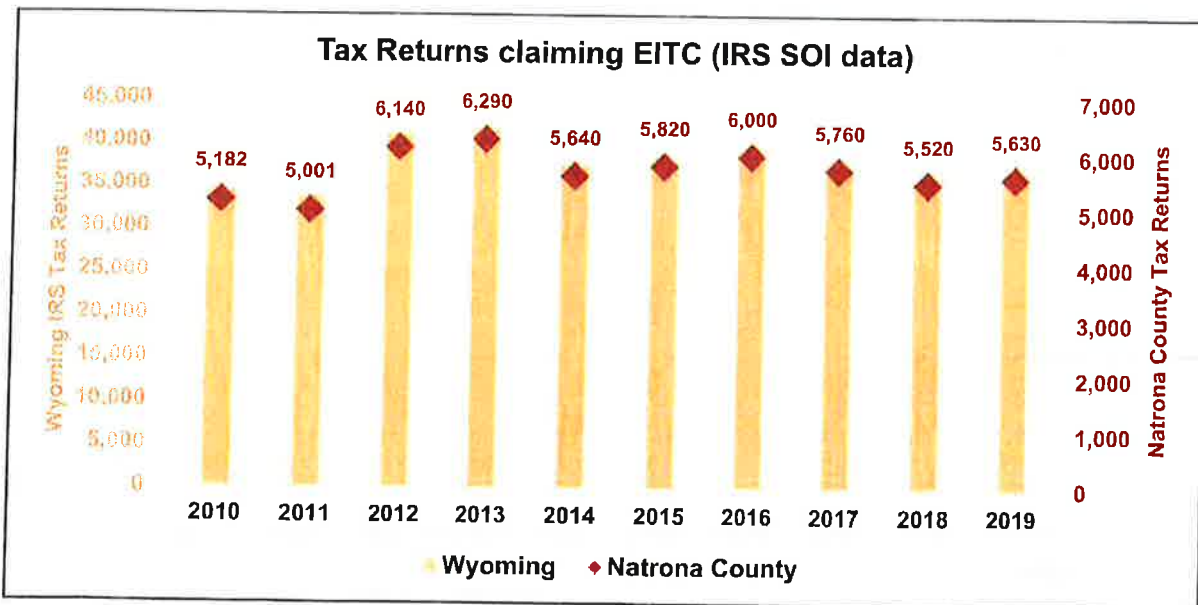
Free/reduce price school lunch

According to the Wyoming Department of Education, there has been an average of about 12,800 students in Natrona County who have qualified for free or reduced-price lunches at school. This amounts to about 39% of all enrolled students, which is higher than Wyoming's rate (36%).

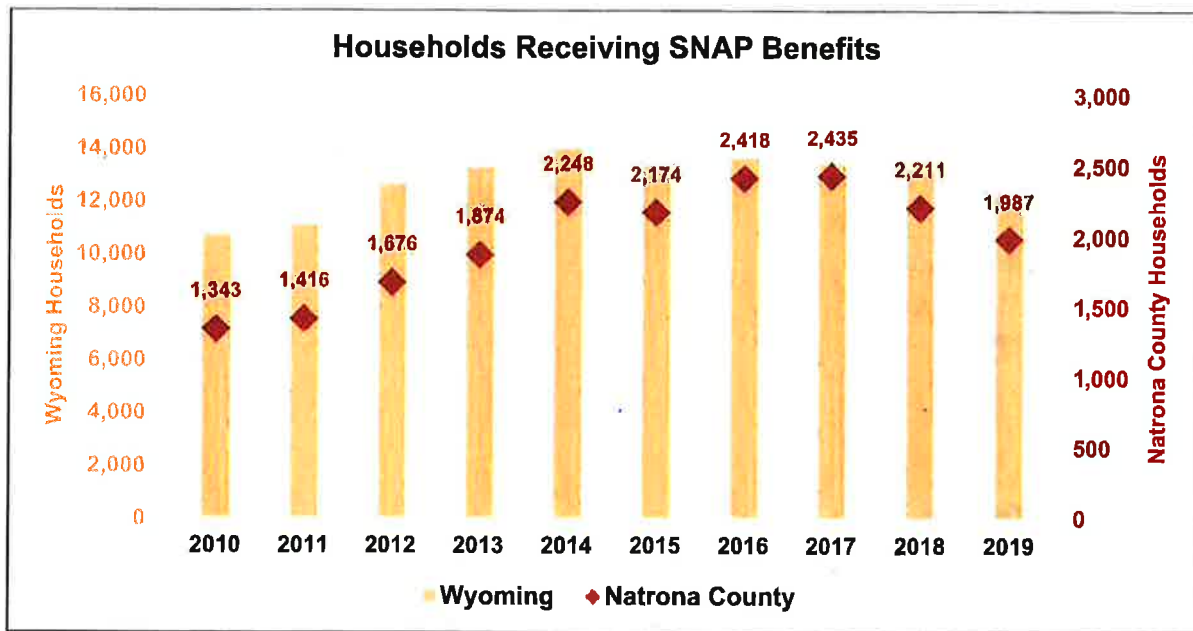


Earned Income Tax Credit (EITC)

An average of about 5,700 tax returns from Natrona County have claimed the Earned Income Tax Credit (EITC) for the last several years. This number has trended similarly to the number of households applying for the EITC in the rest of Wyoming, as shown below.

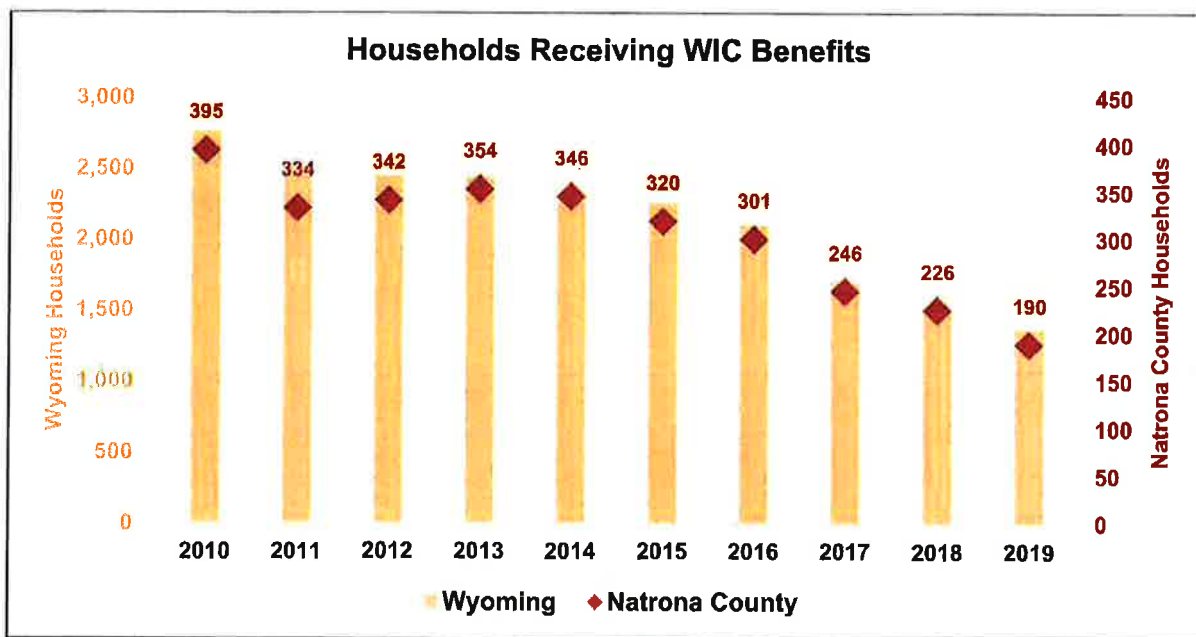


As of the most recent Census/ACS data, there were 1,987 households in Natrona County receiving SNAP benefits. The number of households in Natrona County that have received SNAP benefits has risen and fallen faster than elsewhere in Wyoming, as shown below.



WIC Recipients

There are fewer than 200 households in Natrona County receiving benefits from the Women, Infants and Children (WIC) program. The number of recipients has fallen during the last ten years, similar to the statewide trend, shown below.



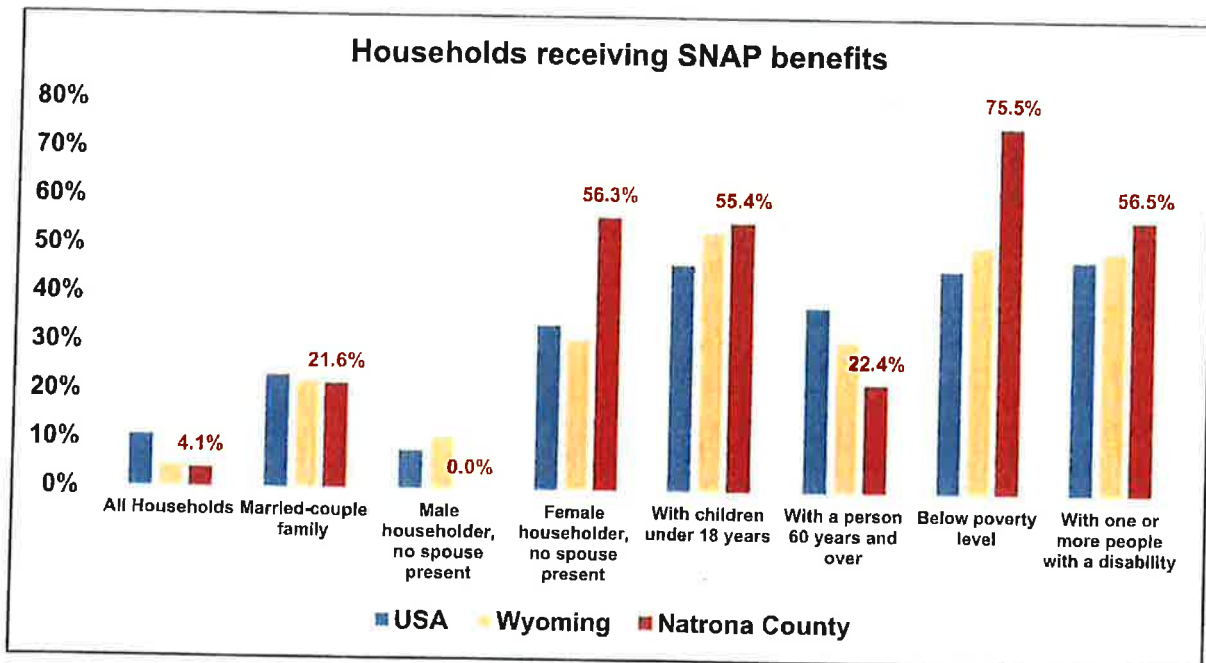
Public benefits usage

SNAP Benefits

There are 1,341 households in Natrona County receiving benefits (food stamps) from the federally funded Supplemental Nutrition Assistance Program (SNAP). Natrona is similar in many ways to the state and nation with regard to SNAP benefits, as shown in the table below.

Households receiving SNAP benefits	USA	Wyoming	Natrona County
All Households	10.7%	4.7%	4.1% 1,341
Married-couple family	23.3%	22.3%	21.6% 290
Male householder, no spouse present	8.0%	11.0%	0.0% 0
Female householder, no spouse present	34.0%	31.1%	56.3% 755
With children under 18 years	46.7%	53.6%	55.4% 743
With a person 60 years and over	38.1%	31.4%	22.4% 301
Below poverty level	46.0%	51.1%	75.5% 1,013
With one or more people with a disability	48.2%	50.3%	56.5% 758

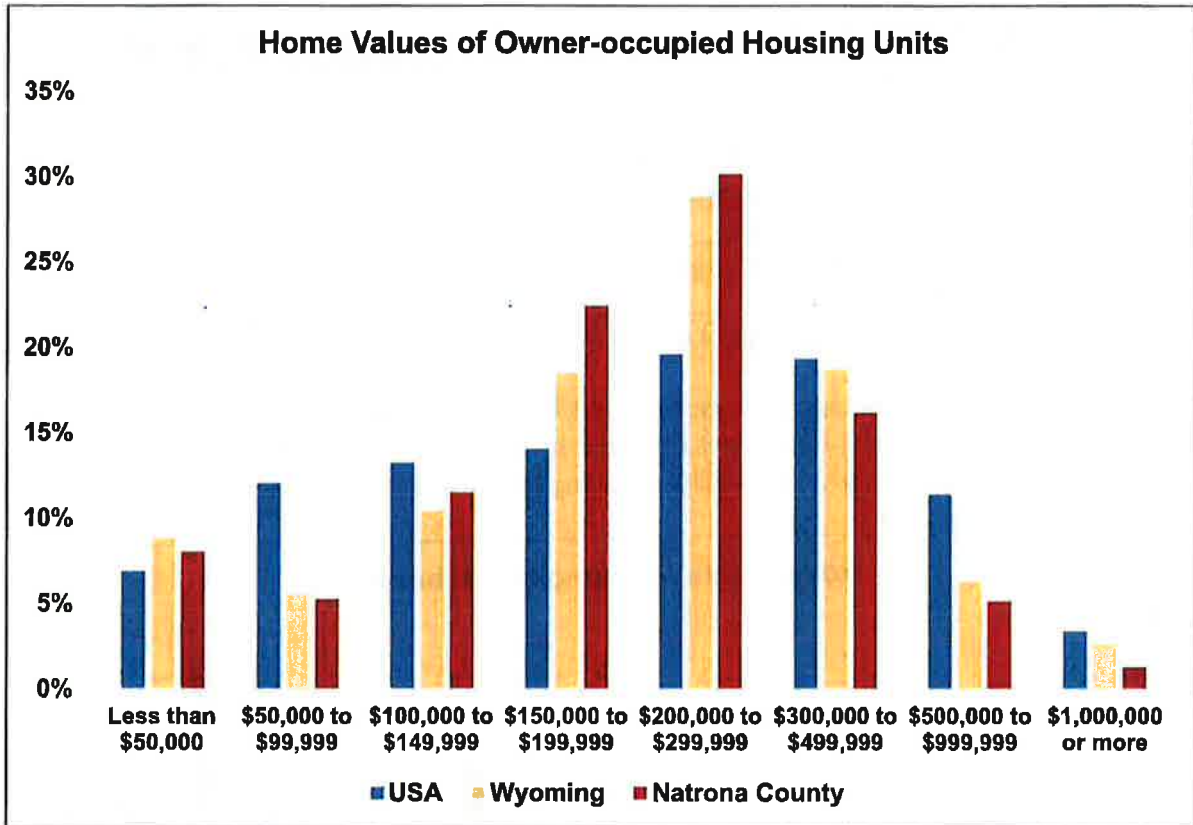
While there is a low percentage of households (4.1%) in Natrona County receiving SNAP benefits, the local area has very high percentages of female householders, households below poverty, and households with a person with a disability receiving SNAP benefits, as shown below.



The high percentages of female householders and households below poverty may warrant further investigation by the local CSBG agency, to determine whether the pattern is the outcome of targeted efforts that could be replicated to reach more households.

Home Values

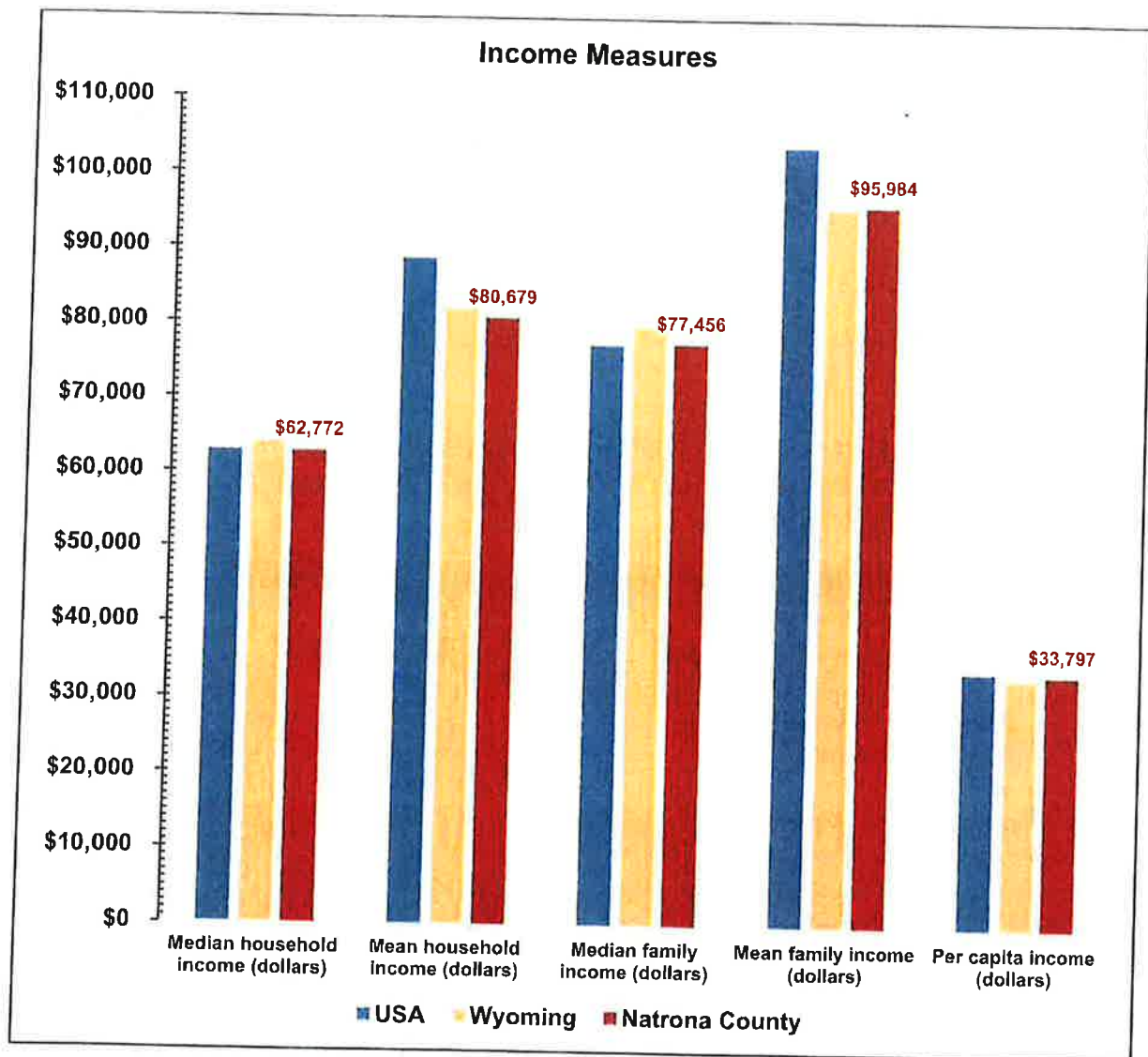
Homes are the most significant asset owned by most Americans. Their value is often tied to household income. In Natrona County, the value of homes is strongly clustered in the \$150,000 to \$300,000 range, where more than one-half (52.6%) of all owner-occupied homes are found. Nationwide, only about one-third (33.7%) of homes are in this range, as shown in the following graph.



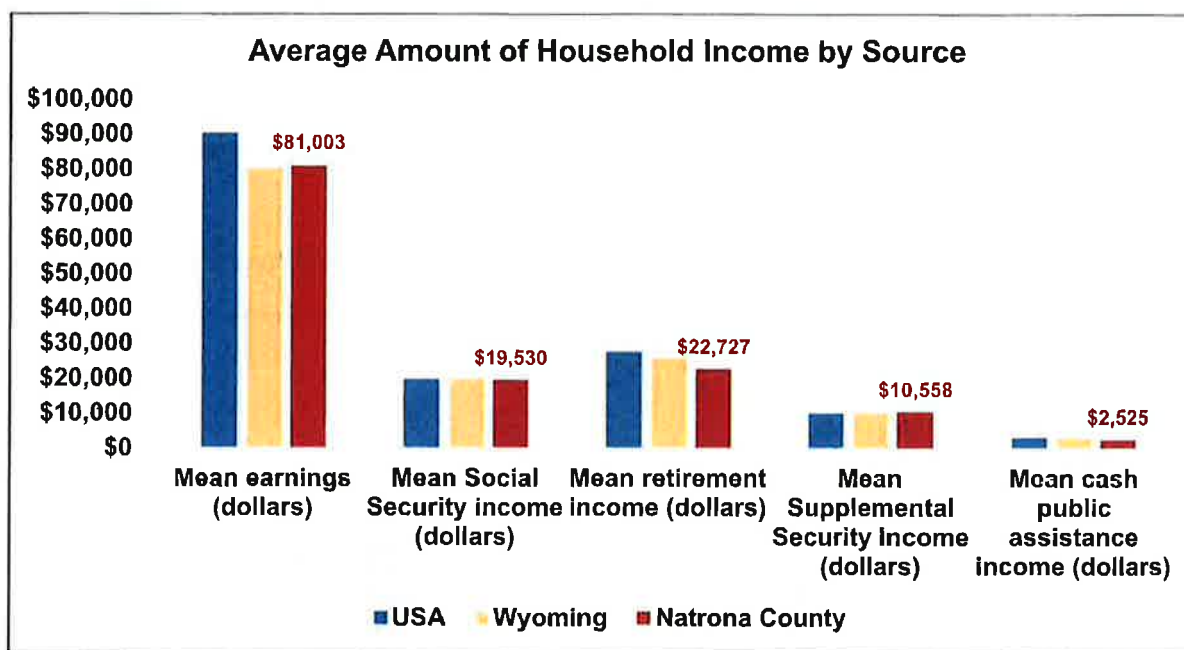
not. Because many households have just one occupant, average household income is usually less than average family income.

- **Family Income** – In compiling statistics on family income, the incomes of all members 15 years old and over related to the householder are summed and treated as a single amount.
- **Per Capita Income** – Per capita income is the mean income computed for every man, woman, and child in a particular group including those living in group quarters. It is derived by dividing the aggregate income of a particular group by the total population in that group.

Each of these income measures is illustrated below for Natrona County, Wyoming, and the USA.



While there are relatively more wage earners in Natrona County than elsewhere, the income earned through employment statewide lags behind the nation. Income from retirement in Natrona County is significantly lower than both the state and the nation, as shown below.



Income Measures

There are a variety of ways to measure income. Natrona County is more similar to the state than the nation for just about every measure. The following table provides comparisons for Natrona County, the state, and the nation.

Household Income	USA	Wyoming	Natrona County
Median household income (dollars)	\$62,843	\$64,049	\$62,772
Mean household income (dollars)	\$88,607	\$81,880	\$80,679
Median family income (dollars)	\$77,263	\$79,782	\$77,456
Mean family income (dollars)	\$103,863	\$95,869	\$95,984
Per capita income (dollars)	\$34,103	\$33,366	\$33,797

Any "median" measure is determined by dividing the entire population into two equal parts: one-half of the cases above the median and one-half below the median (which includes those with no income). A "mean" is the average of the total of all incomes divided by the total population. Each of these income measures is calculated a bit differently by the Census/ACS program, as follows:

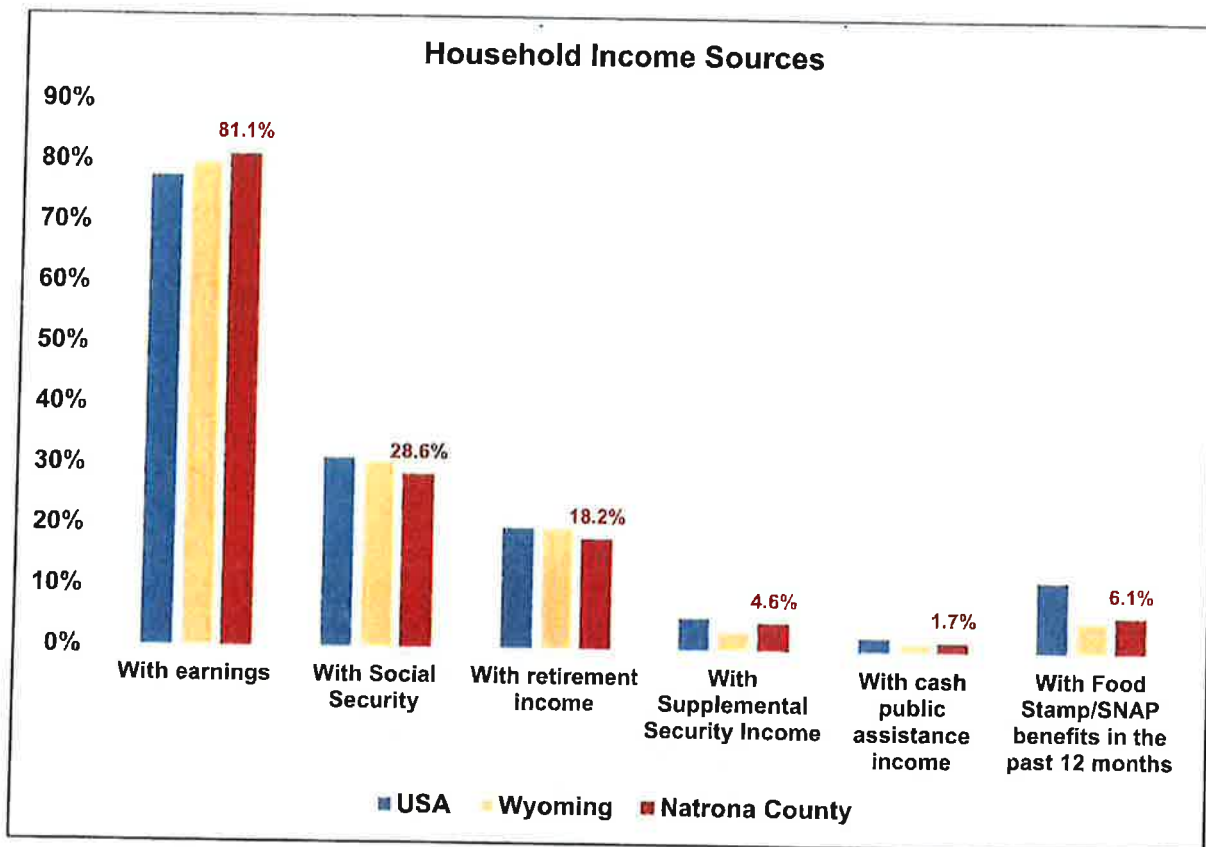
- **Household Income** – This includes the income of the householder and all other individuals 15 years old and over in the household, whether they are related to the householder or

Income Sources

Detailed analysis of sources for household income shows that there are relatively more wage earners in Natrona County than elsewhere, and other sources of income are less prevalent.

Household Income Sources	USA	Wyoming	Natrona County	Natrona County
Total households	120,756,048	230,101	32,799	32,799
With earnings	77.6%	79.9%	81.1%	26,611
With Social Security	31.2%	30.7%	28.6%	9,384
With retirement income	19.9%	20.0%	18.2%	5,973
With Supplemental Security Income	5.3%	3.4%	4.6%	1,522
With cash public assistance income	2.4%	1.6%	1.7%	569
With Food Stamp/SNAP benefits in the past 12 months	11.7%	5.4%	6.1%	1,987

These sources of income are illustrated below for all three areas.



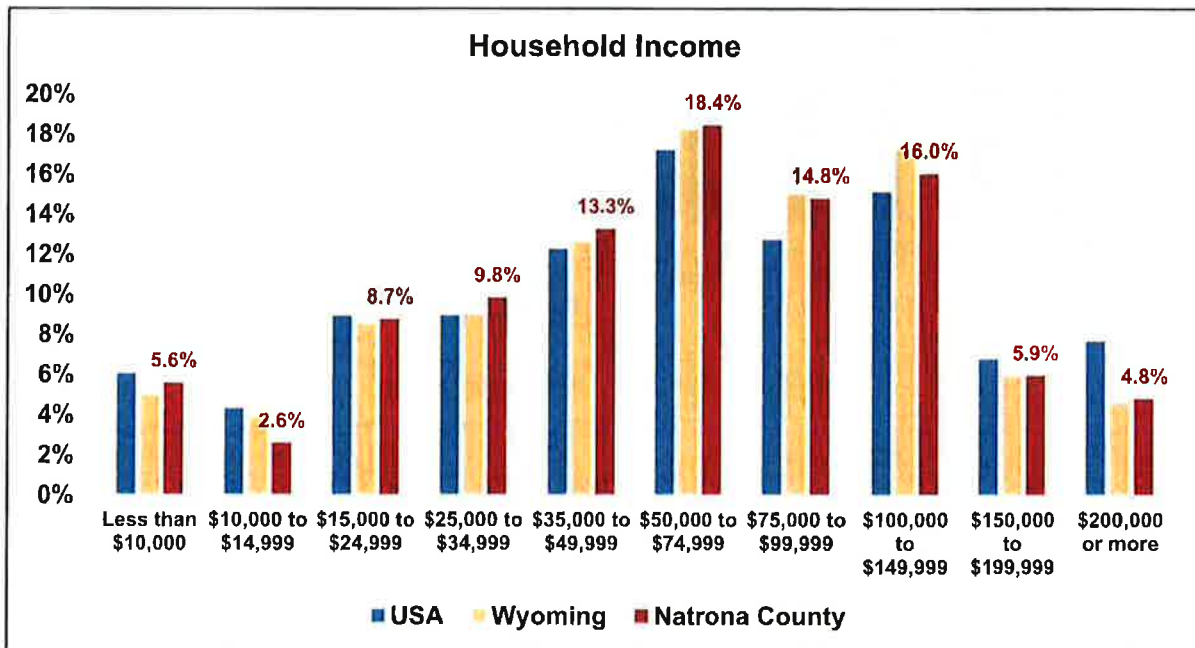
Income & Asset Building

Household Income

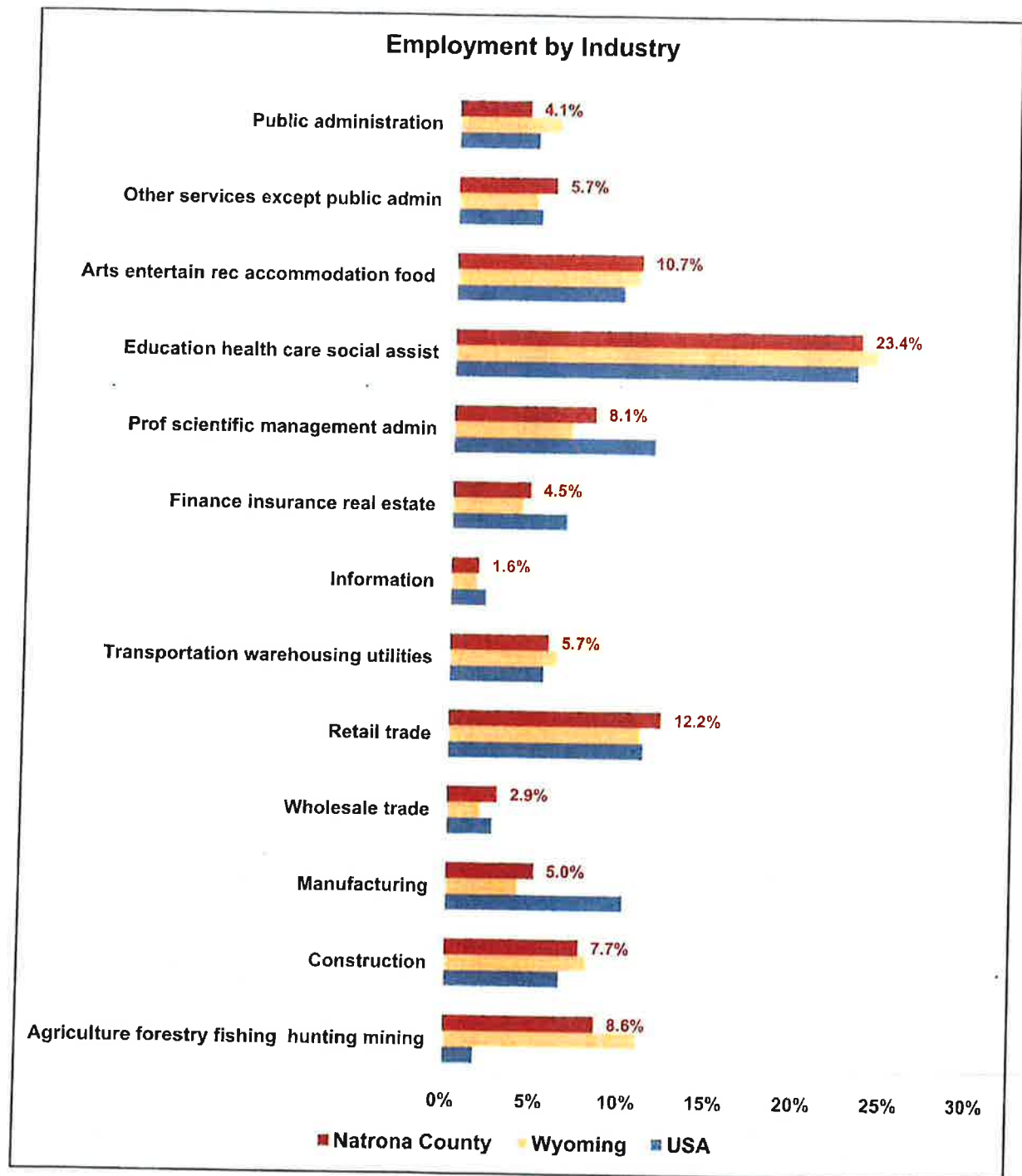
Natrona County has a broad distribution of income groups and is similar to the nation and the state in many ways. The following table provides 2019 Census/ACS data for the county, state, and nation.

Household Income	USA	Wyoming	Natrona County	
Total households	120,756,048	230,101	32,799	32,799
Less than \$10,000	6.0%	4.9%	5.6%	1,825
\$10,000 to \$14,999	4.3%	3.9%	2.6%	844
\$15,000 to \$24,999	8.9%	8.5%	8.7%	2,867
\$25,000 to \$34,999	8.9%	9.0%	9.8%	3,223
\$35,000 to \$49,999	12.3%	12.6%	13.3%	4,350
\$50,000 to \$74,999	17.2%	18.2%	18.4%	6,051
\$75,000 to \$99,999	12.7%	15.0%	14.8%	4,856
\$100,000 to \$149,999	15.1%	17.2%	16.0%	5,259
\$150,000 to \$199,999	6.8%	5.9%	5.9%	1,948
\$200,000 or more	7.7%	4.6%	4.8%	1,576

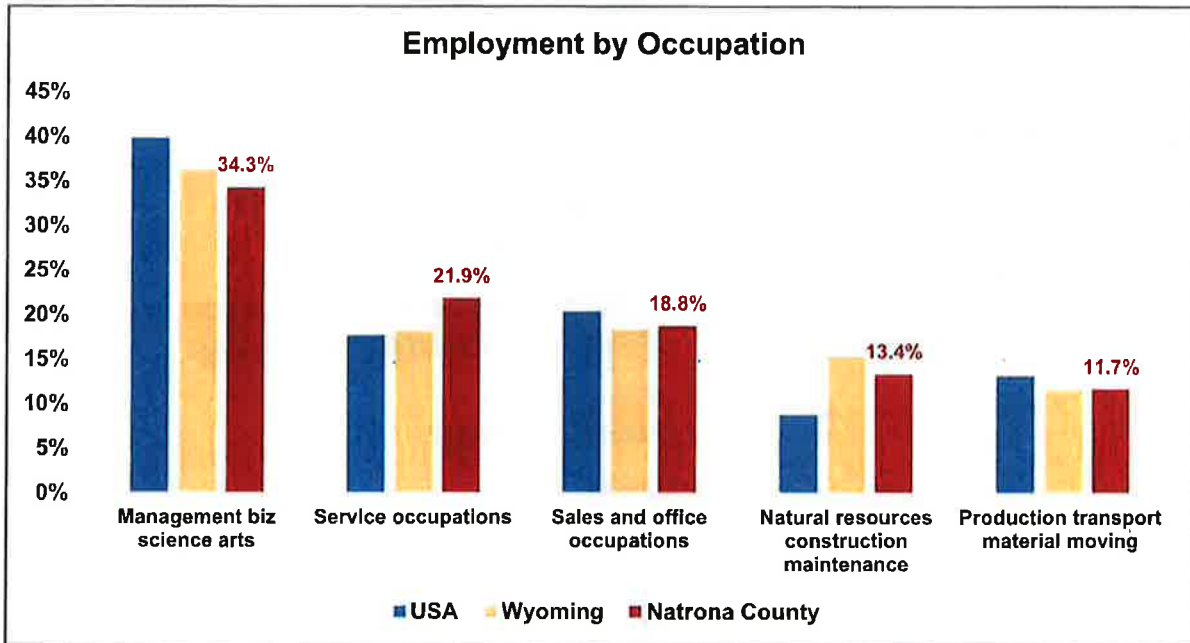
There are relatively fewer Natrona County households in the most extreme income brackets (high end and low end) compared to the nation, as shown below. This is because there is a relatively large percentage (72.4%) of Natrona County households that have typical wage earner incomes (i.e., income is between \$25,000 and \$150,000). Nationwide, just 66.3% of households are in those income brackets, while there are more households at the extremities of income brackets.



The following graph of Employment by Industry for Natrona County, Wyoming, and the USA demonstrates the relative strength of every major industrial sector.



These differences in workers' occupations are consistent with the local levels of educational attainment in Natrona County. In other words, the local educational system appears to be appropriate for the current mix of employment occupations. Comparisons of all major occupations in Natrona County, Wyoming, and the USA are provided in the graph below.

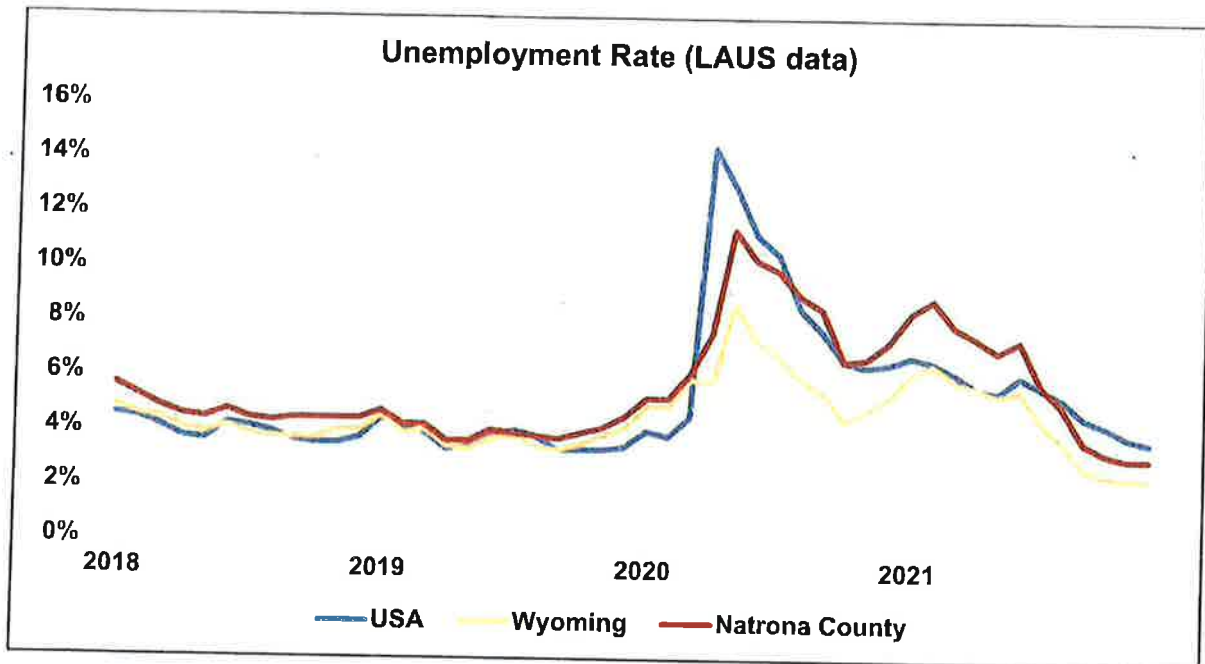


Employment by industry

Agriculture, mining, and the tourism/travel service industries are strong in Natrona County, just as they are throughout Wyoming. Several other industries are all relatively small in Natrona County, though in many cases the local economy is more diverse than Wyoming. Employment by Industry (2019 Census/ACS) is shown in the following table for all three areas.

Employment by Industry	USA	Wyoming	Natrona County	
Civilian employed population 16 years and over	154,842,185	288,503	41,101	41,101
Agriculture forestry fishing hunting mining	1.8%	11.0%	8.6%	3,552
Construction	6.6%	8.2%	7.7%	3,147
Manufacturing	10.1%	4.1%	5.0%	2,061
Wholesale trade	2.6%	1.9%	2.9%	1,176
Retail trade	11.2%	11.0%	12.2%	5,001
Transportation warehousing utilities	5.4%	6.2%	5.7%	2,327
Information	2.0%	1.5%	1.6%	658
Finance insurance real estate	6.6%	4.1%	4.5%	1,840
Prof scientific management admin	11.6%	6.8%	8.1%	3,340
Education health care social assist	23.1%	24.3%	23.4%	9,600
Arts entertain rec accommodation food	9.7%	10.5%	10.7%	4,389
Other services except public admin	4.9%	4.6%	5.7%	2,331
Public administration	4.6%	5.8%	4.1%	1,679

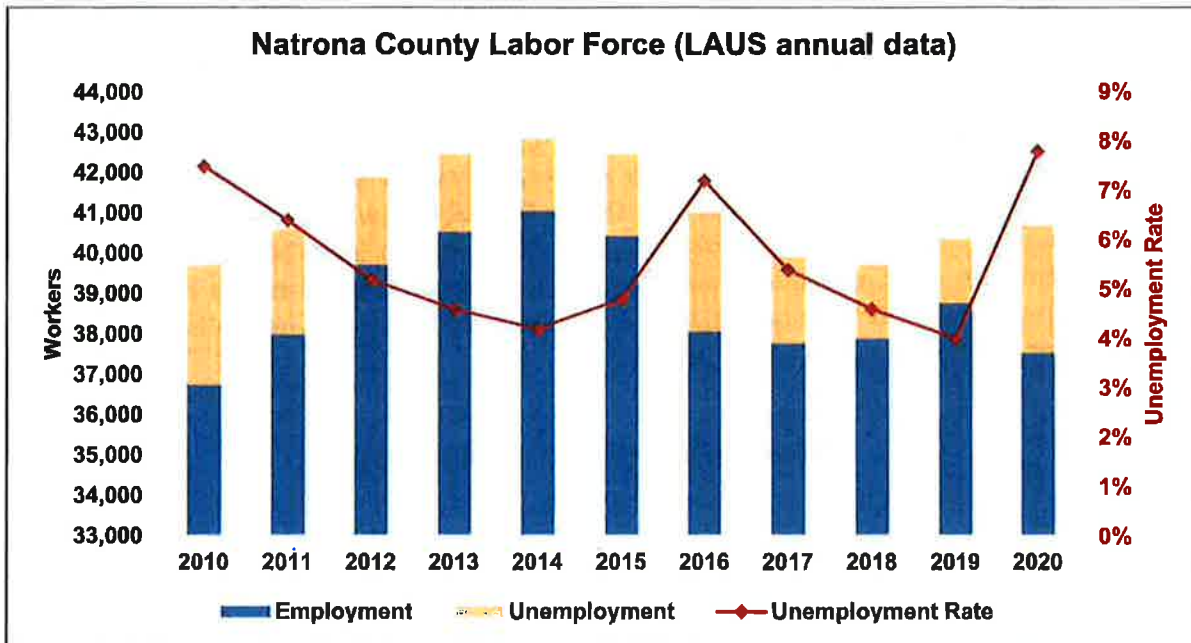
Comparing Natrona County's unemployment rates to those of the state or the nation reveals some interesting changes in the local economy. Prior to the COVID-19 pandemic, the Natrona County unemployment rate was trending closely with the Wyoming and national unemployment rates. During the pandemic, Natrona County's rate spike much higher than Wyoming's, but was still below the nation's unemployment rate. During the 2021-22 winter, Wyoming went through another spike in unemployment that did not occur at the national level. Today, Natrona County's employment rate remains higher than Wyoming but is now lower than the nation. Monthly unemployment rates from January 2018 through December 2021 are shown below (Wyoming Department of Workforce Services LAUS data).



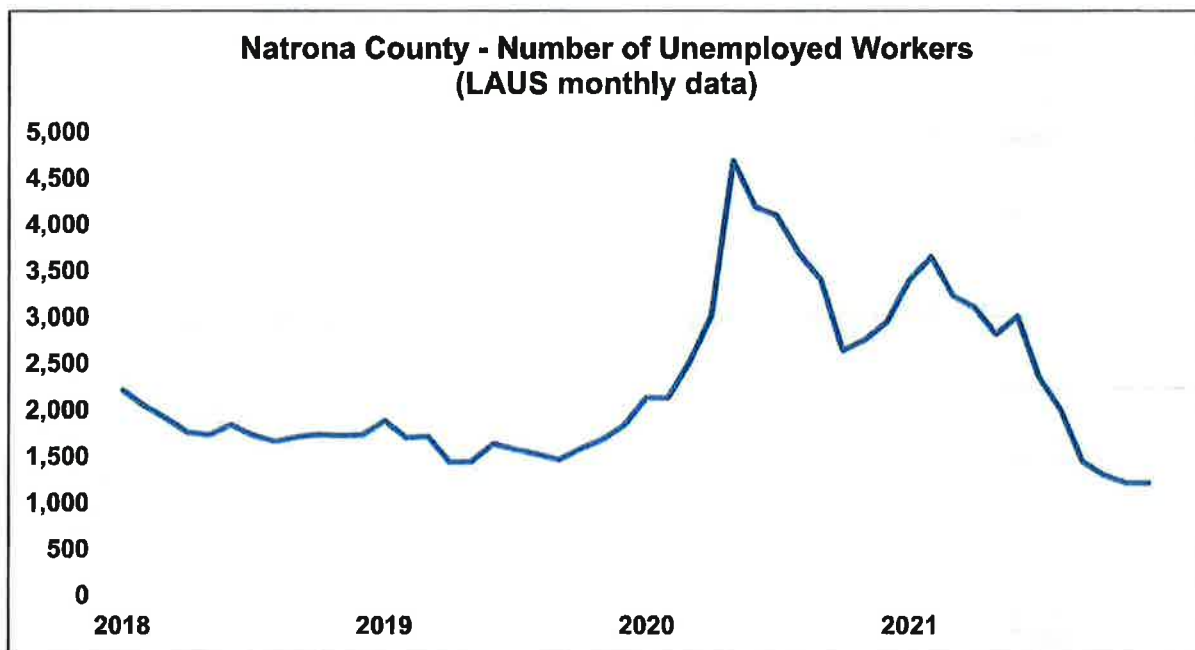
Employment by occupation

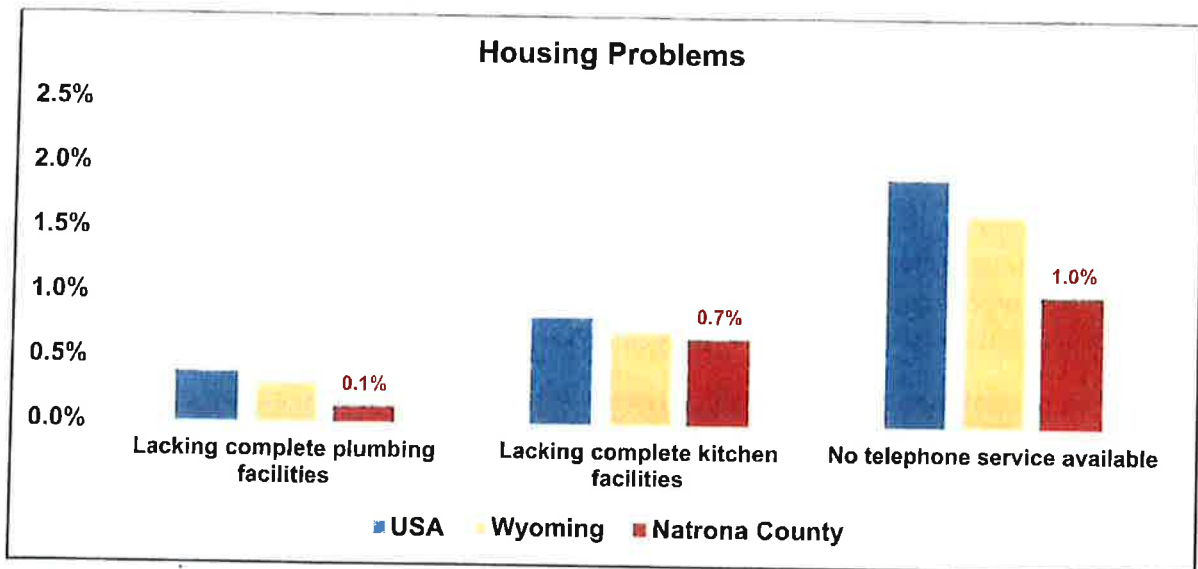
In Natrona County, there tend to be more workers in the Service and Natural resources occupations than elsewhere. There are fewer Management, business, science and arts workers in Natrona County than elsewhere, according to the 2019 Census/ACS data (shown below).

Employment by Occupation	USA	Wyoming	Natrona County	
Civilian employed population 16 years and over	158,758,794	283,750	41,245	41,245
Management biz science arts	39.9%	36.3%	34.3%	14,130
Service occupations	17.7%	18.2%	21.9%	9,013
Sales and office occupations	20.4%	18.4%	18.8%	7,752
Natural resources construction maintenance	8.8%	15.4%	13.4%	5,521
Production transport material moving	13.2%	11.7%	11.7%	4,829



Monthly LAUS data provides a more detailed picture. It shows that a significant number of workers have left the Natrona County labor market during the COVID-19 pandemic. Prior to the pandemic, there were fewer than 2,000 unemployed workers. That number spiked to 4,689 unemployed workers in May 2020. The number of unemployed workers has fallen to 1,210 as of December 2021 (LAUS preliminary estimate). Because many of those workers have not become re-employed, they are presumed to have left the job market. These monthly changes are illustrated in the following graph.





Occupants Per Room

Most housing units have a limited number of occupants. When there is more than one person per room, the housing unit is considered too small. In the same way that housing problems (see section above) result in substandard living conditions, so too does overcrowding. This is another type of unmet housing need. Even though Natrona County has a very high percentage (97.9%) of housing units with less than one person per room, there are still several hundred homes in the area that are overcrowded, as shown in the following table.

Occupants Per Room	USA	Wyoming	Natrona County	
Occupied housing units	120,756,048	230,101	32,799	32,799
1.00 or less	96.6%	97.8%	97.9%	32,109
1.01 to 1.50	2.3%	1.7%	1.9%	618
1.51 or more	1.1%	0.5%	0.2%	72

While overcrowding is a problem, the following chart shows that overcrowding in Natrona County is not as common as the rest of Wyoming or the nation.

WCDA also provides in-depth housing analysis to determine current housing needs, unmet housing needs, and forecasts for future needs. Readers are encouraged to carefully consider all the information and programs that WCDA offers.

Vacancies

Natrona County's rental market includes low vacancy rates for homeowners but high vacancy rates for rental units. By extrapolating these vacancy rates, this means there are only about 481 homeowner units available, while there are approximately 4,219 rental units, according to the 2019 Census/ACS data, shown in the following table.

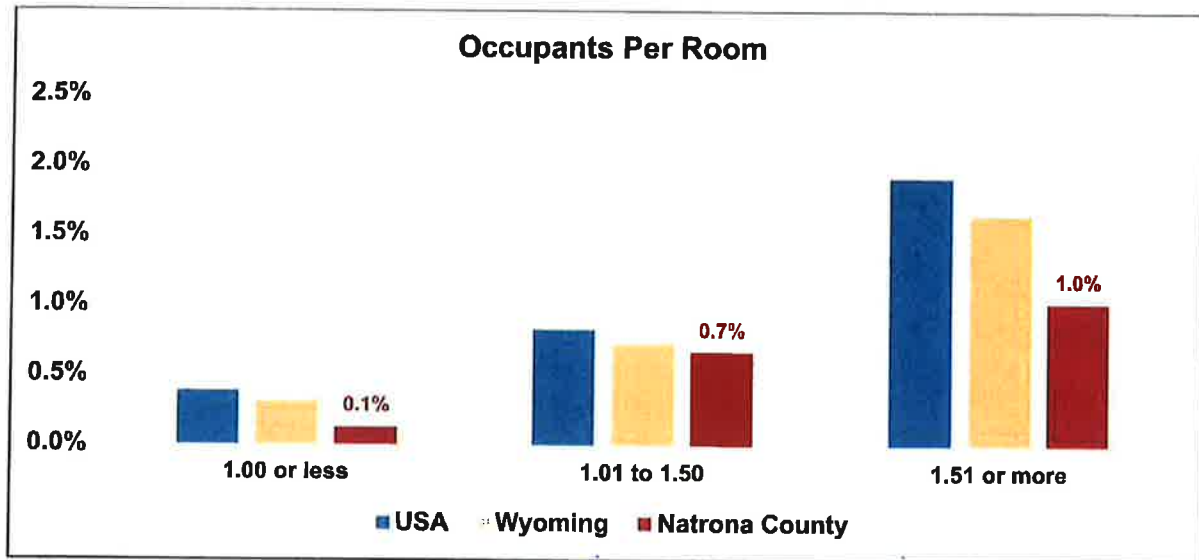
Housing Occupancy	USA	Wyoming	Natrona County	
Total housing units	137,428,986	276,846	36,979	36,979
Occupied housing units	87.9%	83.1%	88.7%	32,799
Vacant housing units	12.1%	16.9%	12.9%	4,780
Homeowner vacancy rate	1.6%	1.7%	1.3%	481
Rental vacancy rate	6.0%	12.4%	11.4%	4,216

Household Problems

Every community has a certain number of housing units that have problems, resulting in substandard living conditions. Living quarters that have incomplete kitchen or plumbing facilities fit this definition of a housing problem. Some analysts also consider the lack of telephone service as a housing problem. As seen in the following table, Natrona County has more than a few of these housing units.

Housing Problems	USA	Wyoming	Natrona County	
Occupied housing units	120,756,048	230,101	32,799	32,799
Lacking complete plumbing facilities	0.4%	0.3%	0.1%	42
Lacking complete kitchen facilities	0.8%	0.1%	0.1%	221
No telephone service available	1.9%	1.7%	1.0%	335

Although these percentages of housing units with problems appears small, it becomes a particular problem for low-income residents who may not have the financial resources to make necessary renovations. The following chart shows that Natrona County has relatively fewer housing problems than the state and the nation.



Education and Cognitive Development

Early Childhood

There are 87 early childhood facilities, with a total capacity of 3, 898 children, located in Natrona County. According to the Wyoming Department of Family Services Facility Lists, this includes 46 childcare centers, 17 family childcare centers, and 24 family childcare homes in Natrona County as of February 16, 2022. This capacity appears to meet the needs of the local population, at least according to current enrollment data from the 2019 Census/ACS (see below).

Public Schools

According to the Wyoming Department of Education "Wyoming Measures Up" reports online, Natrona County School District #1 (there is only one school district in the county) is slightly lower the Wyoming state average in several key educational metrics, as shown below.

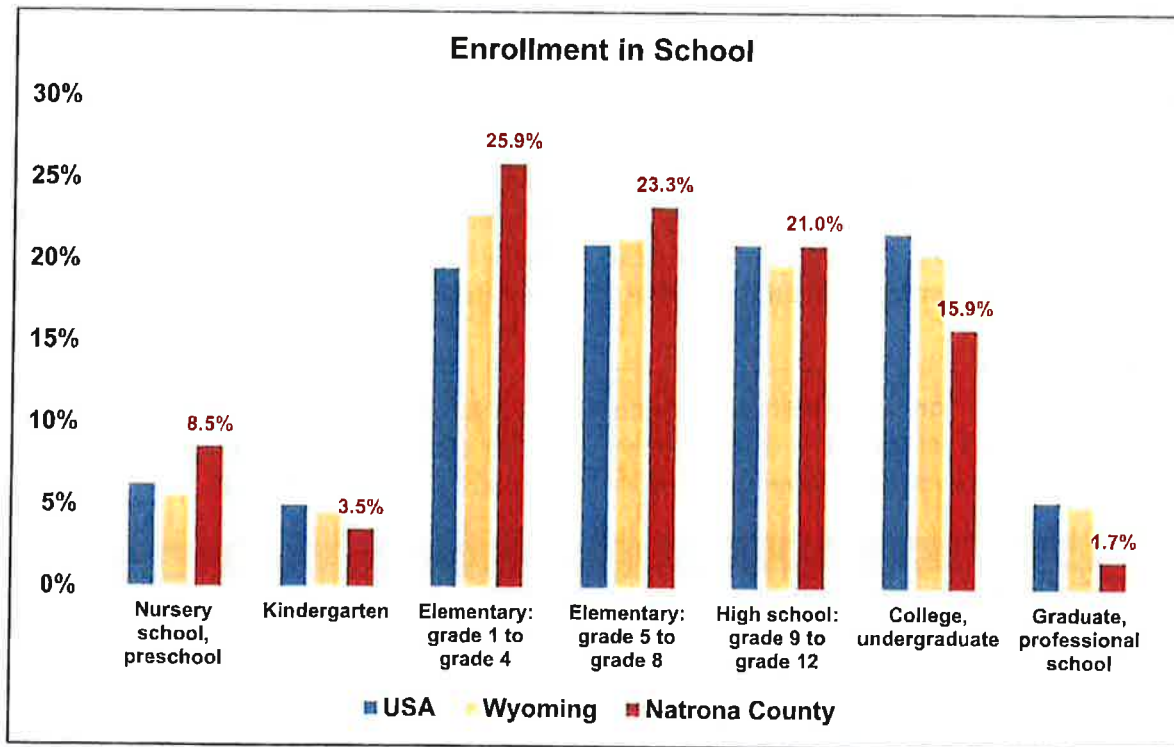
Education 2020-21 Report Card	Wyoming Schools	Natrona County Schools
Proficient in English Language Arts	54%	52%
Proficient in Math	48%	44%
4-year Graduation Rate (2019-20)	82%	81%
Average ACT	19.0	18.3

Enrollment

Enrollment in local schools shows a good balance across all age groups, as shown in the following table.

Enrollment in School	USA	Wyoming	Natrona County	
Population 3 years and over enrolled in school	80,465,620	146,180	19,578	19,578
Nursery school, preschool	6.3%	5.6%	8.5%	1,672
Kindergarten	5.0%	4.6%	3.5%	693
Elementary: grade 1 to grade 4	19.5%	22.9%	25.9%	5,077
Elementary: grade 5 to grade 8	21.0%	21.4%	23.3%	4,568
High school: grade 9 to grade 12	21.0%	19.8%	21.0%	4,116
College, undergraduate	21.8%	20.5%	15.9%	3,111
Graduate, professional school	5.4%	5.2%	1.7%	341

Enrollment is particularly strong at the grade school level in Natrona County. When compared to the rest of Wyoming and the nation, there are fewer residents enrolled in higher education schools, as shown below.

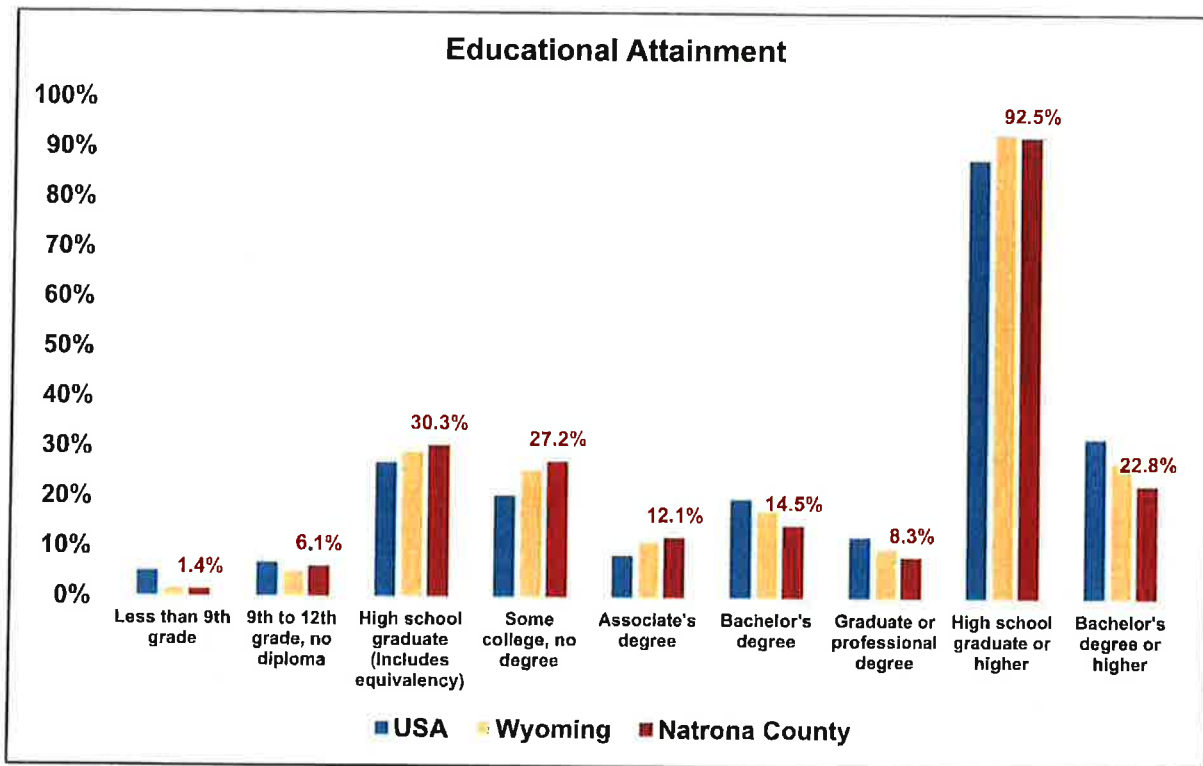


Educational attainment

Natrona County residents tend to have at least some college education beyond graduation from high school. However, the local population has relatively fewer residents who have Bachelor's, graduate, or professional degrees, as shown in the following table.

Educational Attainment	USA	Wyoming	Natrona County	
Population 25 years and over	220,622,076	390,516	54,369	54,369
Less than 9th grade	5.1%	1.8%	1.4%	777
9th to 12th grade, no diploma	6.9%	5.0%	6.1%	3,319
High school graduate (includes equivalency)	27.0%	29.1%	30.3%	16,492
Some college, no degree	20.4%	25.5%	27.2%	14,812
Associate's degree	8.5%	11.2%	12.1%	6,574
Bachelor's degree	19.8%	17.5%	14.5%	7,900
Graduate or professional degree	12.4%	9.9%	8.3%	4,495
High school graduate or higher	88.0%	93.2%	92.5%	50,273
Bachelor's degree or higher	32.1%	27.4%	22.8%	12,395

These differences in educational attainment are illustrated in the following graph.



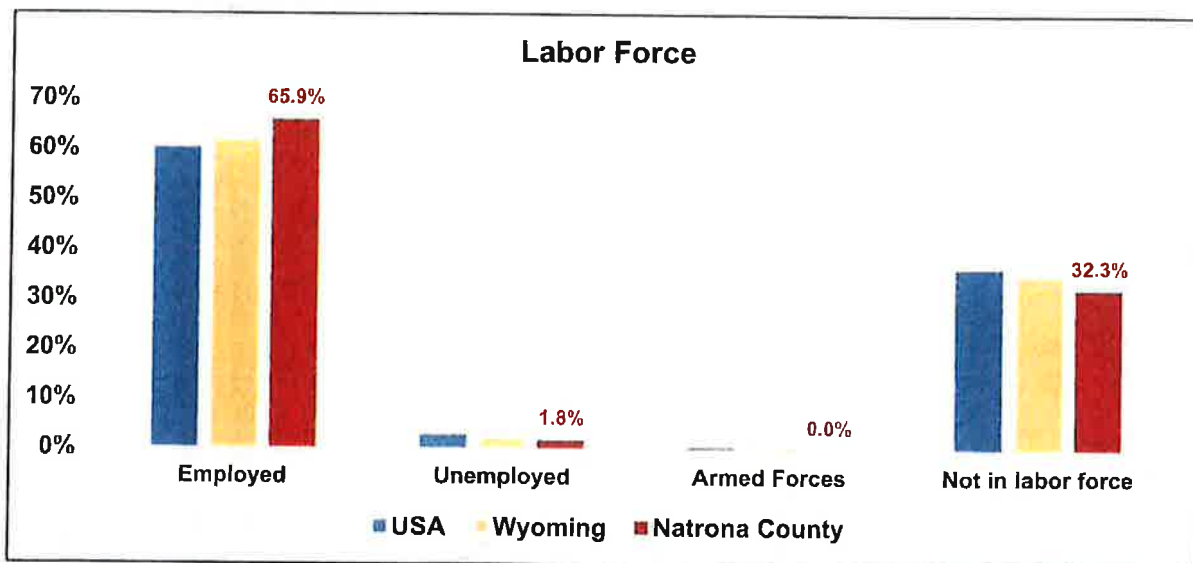
Employment

Labor market

Natrona County residents are more likely to participate in the local workforce than elsewhere, and they are less likely to be unemployed. The following table provides several comparisons of the labor force (2019 Census/ACS data).

Labor Force	USA	Wyoming	Natrona County	
Population 16 years and over	263,534,161	458,477	62,583	62,583
In labor force	63.6%	64.8%	67.7%	42,342
Employed	60.2%	61.9%	65.9%	41,245
Unemployed	2.9%	2.3%	1.8%	1,097
Armed Forces	0.5%	0.6%	0.0%	0
Not in labor force	36.4%	35.2%	32.3%	20,241

The following chart illustrates some of these fundamental differences between Natrona County and the other areas.

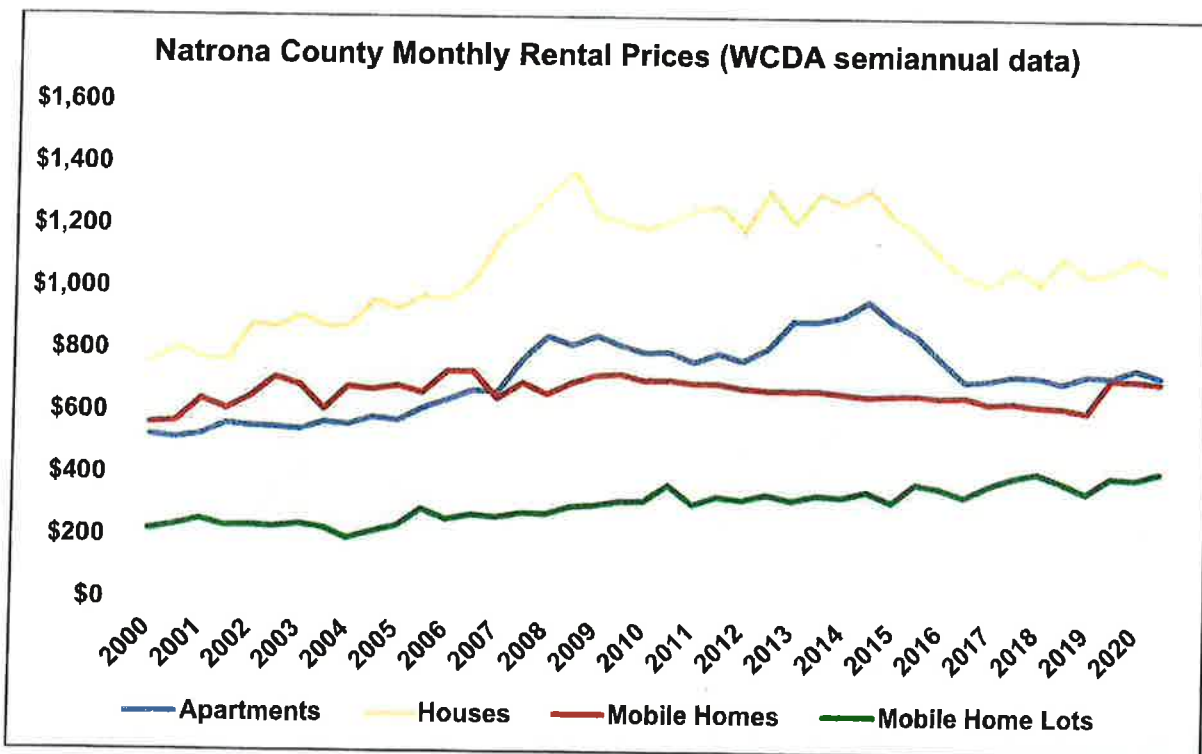


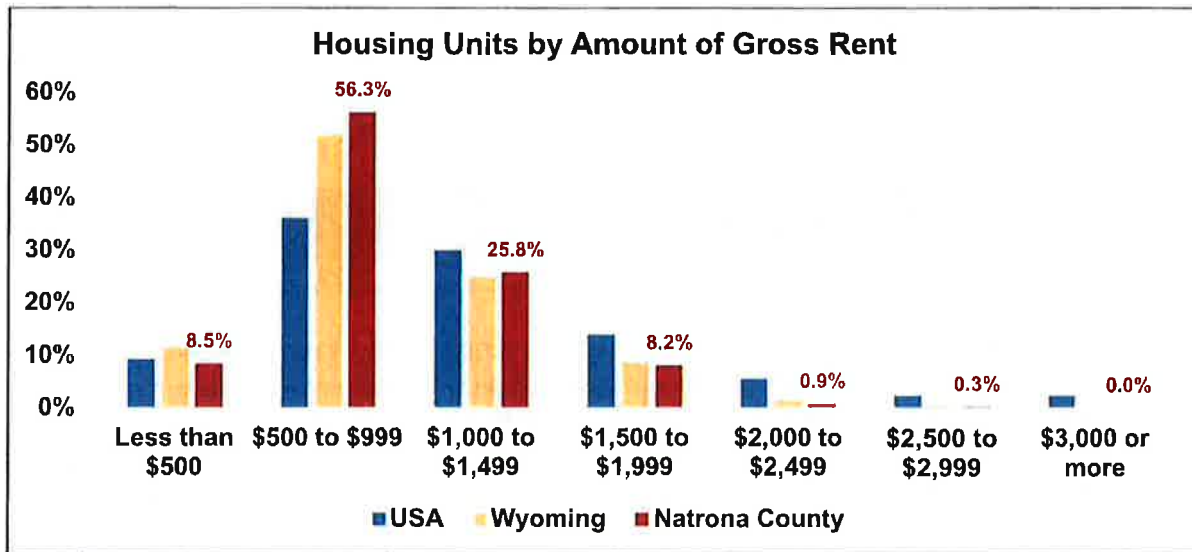
While the Census/ACS data is helpful for comparisons, there is better information available from the Wyoming Department of Workforce Services/ Local Area Unemployment Statistics (LAUS) program. The LAUS program provides detailed estimates of the local labor force, employment, and unemployment. Annualized LAUS data for the last ten years is shown in the following graph. As expected, the unemployment rate drops as the local labor force grows, and then the reverse happens as the local labor force contracts.

Currently, the average monthly rent paid for housing is available for apartments, houses, mobile homes, and mobile home lots. Thus, it is much more detailed than the Census/ACS data. The most recent data available is from WCDA's 4th quarter report of 2020, provided in the following table.


Natrona County Monthly Rental Prices (WCDA 4Q 2020)			
Apartments	Houses	Mobile Homes	Mobile Home Lots
\$729	\$1,073	\$709	\$422

This detailed data supports the more generalized average rental rate provided by the 2019 Census/ACS, because that amount is actually based on all of these rental property types. WCDA also provides historical data at this detailed level, so that long-term trends can be considered along with current information. One interesting observation of Natrona County has been the cost competitiveness of apartments and mobile homes. These two types of properties have actually inverted their price structures a couple of times during the last twenty years (and it appears as though it may soon happen again), as shown below. Another observation is that the average rental cost of houses seems to rise and fall in reaction to the local economy. This kind of market sensitivity has led to homes being built (or not built) based on potential rental income, rather than actual housing demand. The following chart illustrates the trends for all of these types of rental properties.



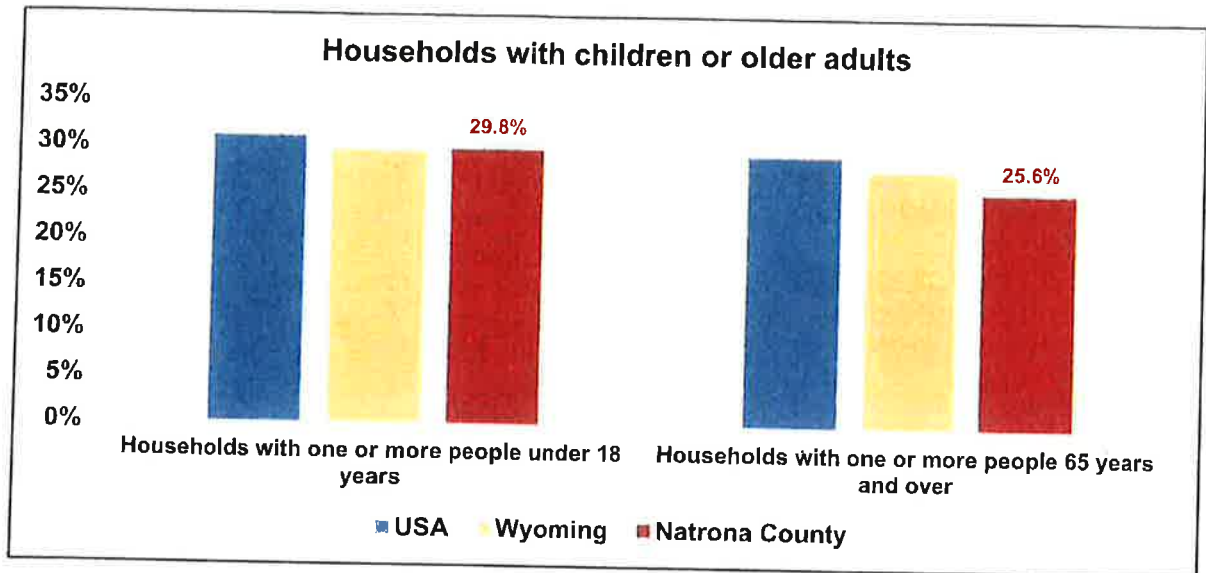


According to the 2019 Census/ACS data, median gross rent paid in Natrona County is \$860 per month, slightly higher than the rest of Wyoming, but much lower than the national median. Median gross rent means that half of the units cost less, and half of the units cost more than the median amount. The following chart illustrates the median gross rent for each area.



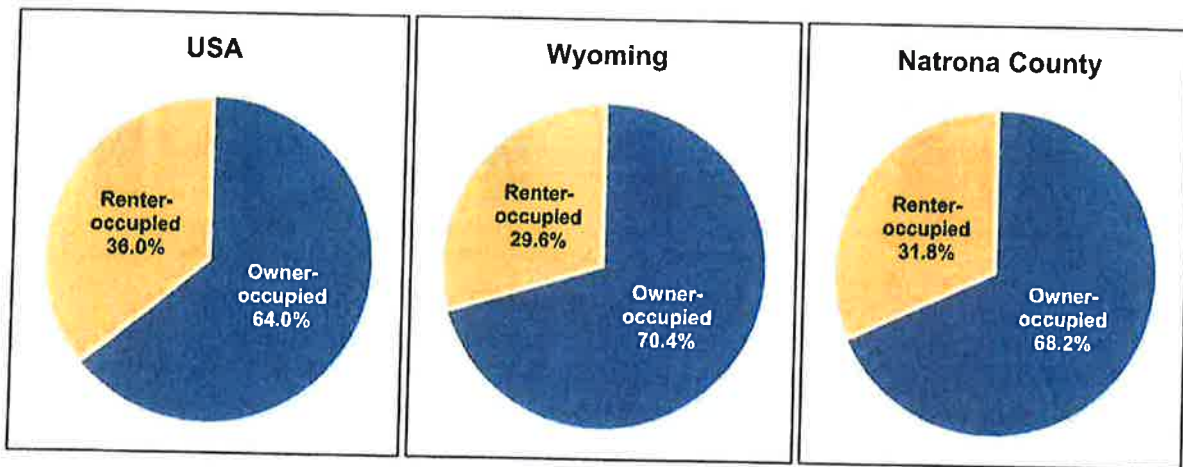
There is much more detailed information available regarding average rent paid for housing in Natrona County. The Wyoming Community Development Authority (WCDA) provides comprehensive analysis of each county's housing market and other demographics. Their website is kept current and the release new publications semiannually. Readers are encouraged to explore and consider all available information.

There are relatively fewer households with children or older adults in Natrona County than the state and nation, as illustrated in the following graph.



Housing Tenure

Home ownership is more prevalent in Natrona County than the nation, but slightly less so than the state, as shown below.

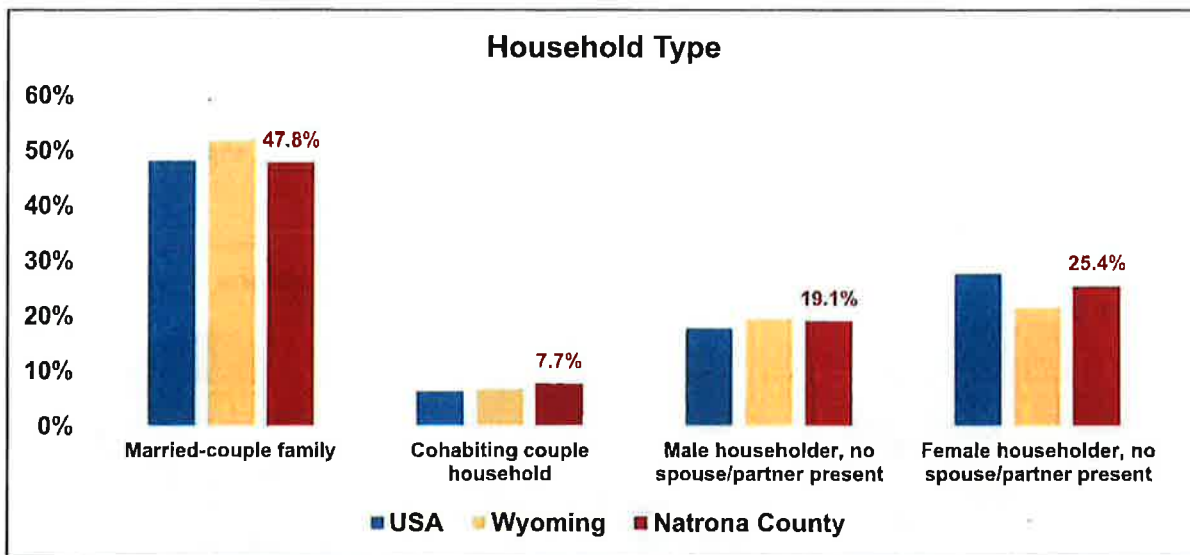


Rental Market

According to the 2019 Census/ACS data, rental units in the Natrona County housing market are clustered heavily in the \$500 to \$999 range. Compared to the rest of the state and the nation, Natrona County has relatively few rental units with gross rent exceeding \$1,500 per month, as shown in the following chart.

Household Type	USA	Wyoming	Natrona County	
Total households	120,756,048	230,101	32,799	32,799
Married-couple family	48.2%	51.9%	47.8%	15,678
With own children of the householder under 18 years	18.8%	19.5%	17.4%	5,723
Cohabiting couple household	6.3%	6.8%	7.7%	2,514
With own children of the householder under 18 years	2.2%	2.4%	2.9%	936
Male householder, no spouse/partner present	17.8%	19.6%	19.1%	6,274
With own children of the householder under 18 years	1.3%	1.6%	1.6%	512
Householder living alone	12.5%	14.5%	14.3%	4,693
65 years and over	3.5%	4.0%	4.0%	1,312
Female householder, no spouse/partner present	27.7%	21.7%	25.4%	8,333
With own children of the householder under 18 years	5.3%	3.8%	5.5%	1,813
Householder living alone	15.4%	13.8%	15.8%	5,167
65 years and over	7.5%	6.9%	7.7%	2,532

An overview of these household types demonstrates that Natrona County is similar to the state and the nation's household types, as shown below.



Children and Older Adults

There are 9,773 households in Natrona County (29.8%) that have one or more people under 18 years old. Likewise, there are 8,393 households in Natrona County (25.6%) that have one or more people 65 years and over. These are similar percentages of households with children and older adults found elsewhere, as shown in the following table.

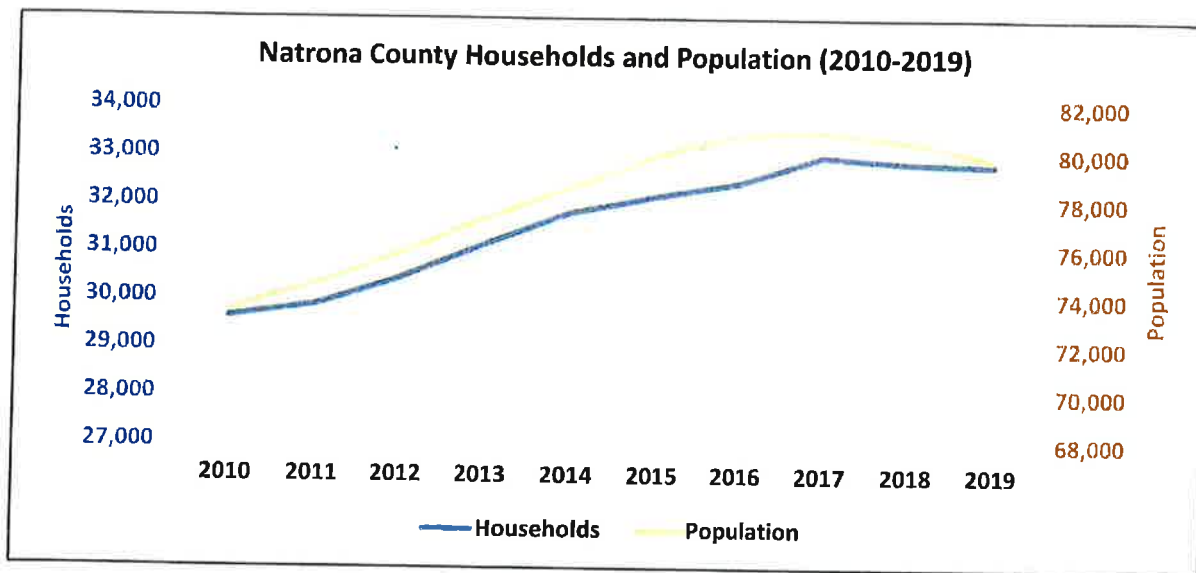
Households with people under 18 years	USA	Wyoming	Natrona County	
Total households	120,756,048	230,101	32,799	32,799
Households w/ one or more people under 18 years	31.0%	29.8%	29.8%	9,773
Households w/ one or more people 65 years and over	29.4%	28.1%	25.6%	8,393

Housing

Housing is a basic need for every individual and family. Those living in Natrona County have many choices, including whether they will buy or rent, how much of their income is committed to housing, their neighborhood, the size of the home, and even who is living in the household with them (this is especially significant for those who have youth or seniors in the household).

Households

There are 32,799 total households in Natrona County. The number of households in Natrona County has grown similarly to local population growth during the last ten years, as shown below.



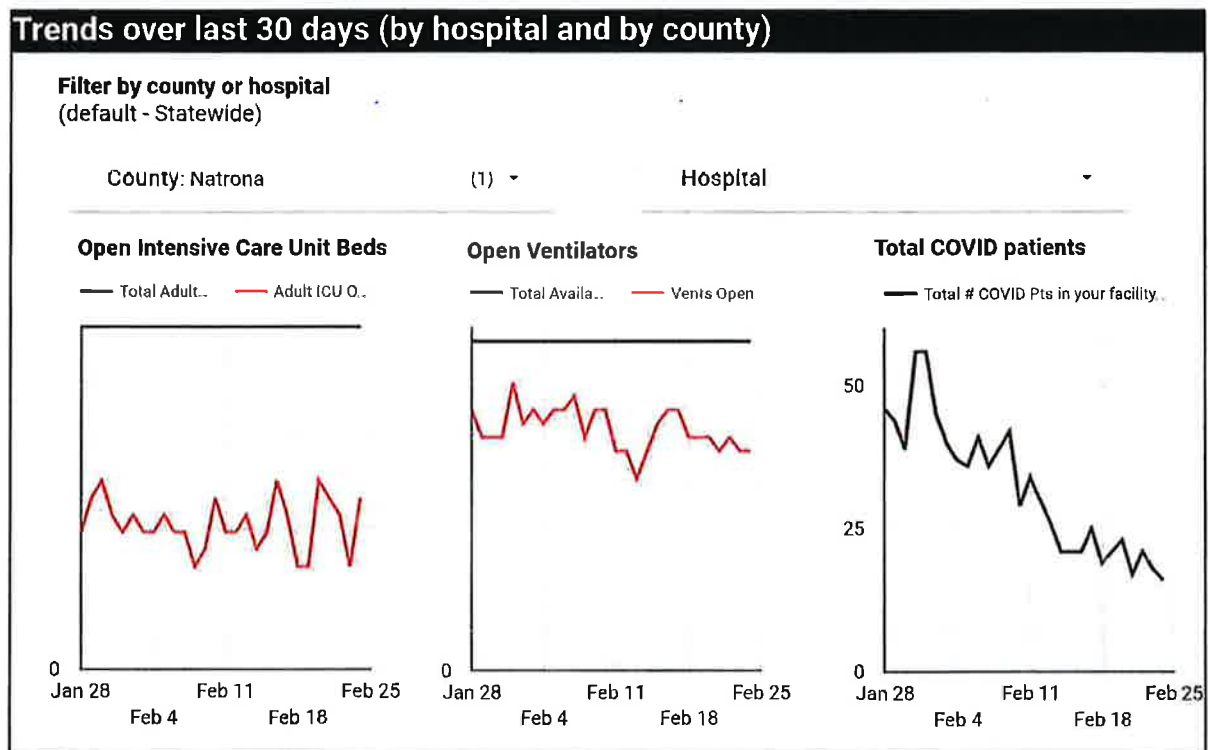
Household type

Less than half of all households in Natrona County (47.8%) are in a household with a married-couple family, and another 7.7% have a cohabiting couple. These 2-person households are well-equipped for success. Single parent households often struggle to make ends meet. More than one-quarter of all local households (25.4%) have a female householder with no spouse/partner present, making them highly vulnerable to the impacts of poverty. Many of those single female householders have minor children in the home (5.5% of all households, or about 1,813 households), and some of these female householders are 65 years and over (7.7% of all households, or about 2,532 households). Those two household types are some of the most vulnerable, and they are slightly more prevalent in Natrona County than elsewhere, as shown below.

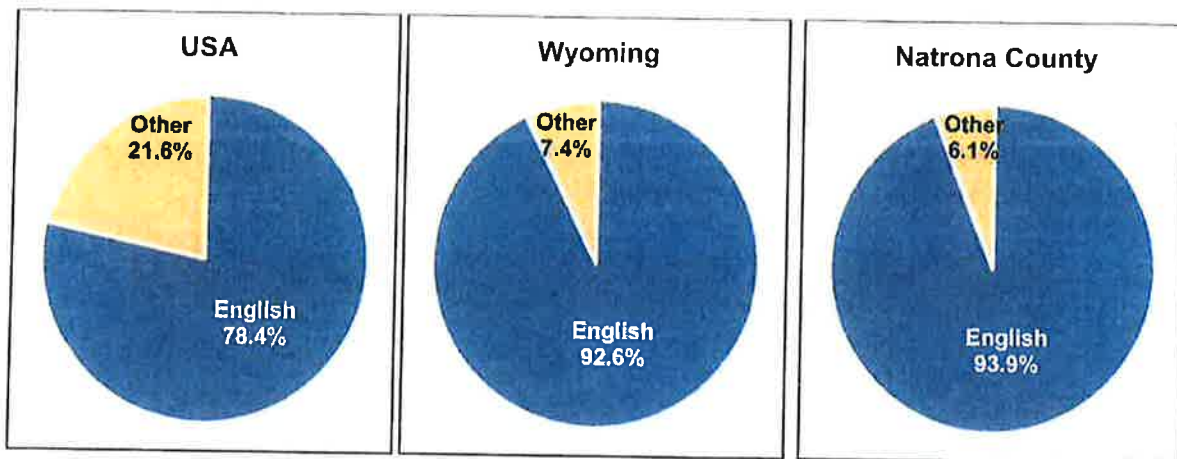
COVID-19

The COVID-19 pandemic has had a profound effect on Natrona County, just as it has everywhere else. As of February 25, 2022, Natrona County has had a total of 13,687 laboratory confirmed cases, 8,417 probable cases, and 256 deaths attributed to COVID-19 (Wyoming Department of Health).

Currently, the hospitals in Natrona County appear to be able to handle the volume of local residents who have developed COVID-19 symptoms, at least according to the Wyoming Department of Health website reporting COVID-19 data in Natrona County, as of February 25, 2022, shown below).



While COVID-19 has clearly afflicted many people, its full impacts are not yet fully understood. More important for this assessment, we must acknowledge that the impact of COVID-19 on individuals and families with low incomes is not known. Similarly, we not yet know the full effect on any community of an extended economic shutdown, mask mandates, vaccines, misinformation, and many other factors associated with the COVID-19 pandemic.

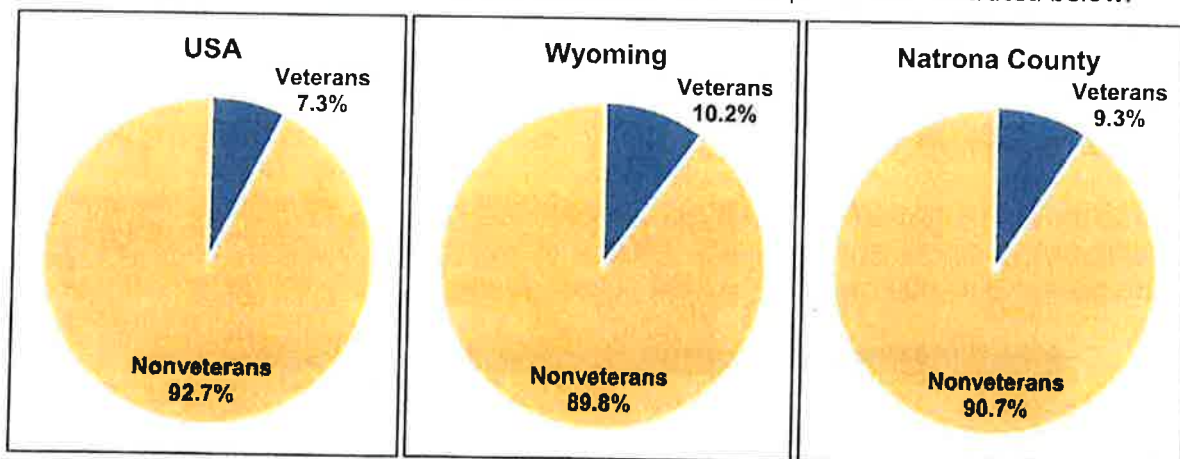


Veterans

There is a higher percentage (9.3%) of residents who are civilian veterans in Natrona County than the nation (7.3%), and a lower percentage of civilian veterans than the state (10.2%). Estimates for the total number of veterans in each area is included in the following table.

Veterans	USA	Wyoming	Natrona County
Civilian veterans	18,230,322	44,999	5,671
Veterans	7.3%	10.2%	9.3%

The difference between each area is highlighted in a series of pie charts illustrated below.



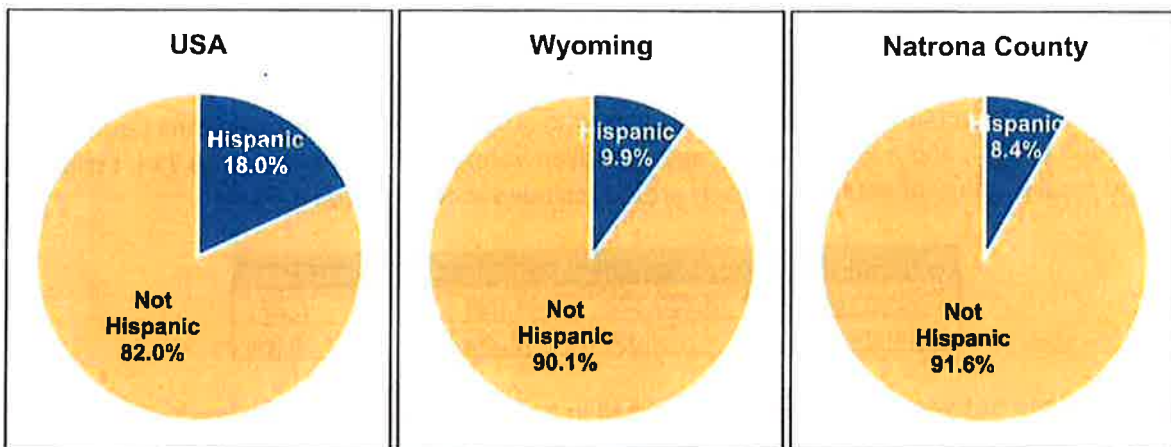
Given the large presence of veterans in the area, efforts should be made to engage services with veterans directly, including promotion of the resources available to them. Special efforts should be made to identify resources that are targeted to the Veteran population, given their prominence in the community.

Ethnicity

Compared to the rest of the United States (which is 18.0% Hispanic), Natrona County does not have a lot of ethnic diversity. About 8.4% of the community identifies as being Hispanic or Latino (can be any race), which is lower than Wyoming (9.9%).

Ethnicity	USA	Wyoming	Natrona County
Demographic	Percent	Percent	Percent
Hispanic or Latino (can be any race)	18.0%	9.9%	8.4%
Not Hispanic or Latino	82.0%	90.1%	91.6%

The following pie charts illustrate the ethnic diversity in each of these areas.



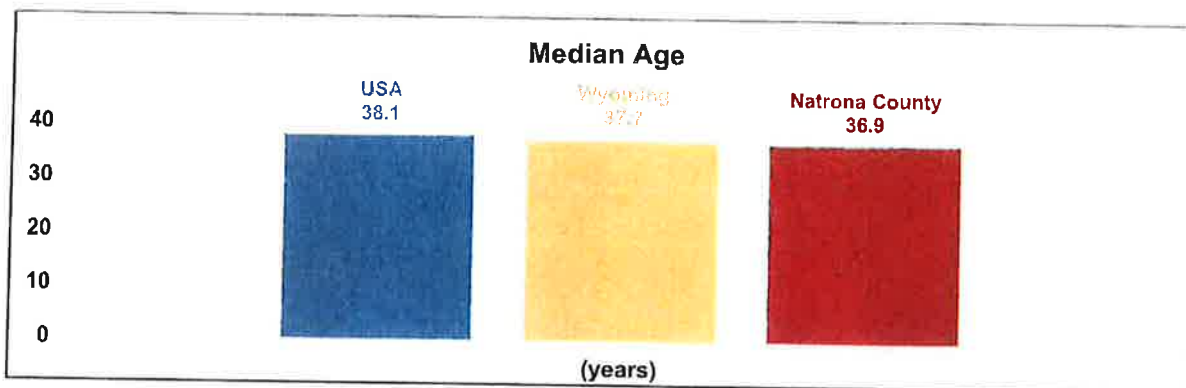
Language spoken at home

English is, by far, the most common language spoken at home in Natrona County, spoken in 93.4% of local homes. Similarly, most Wyoming residents (92.6%) and other Americans (78.4%) speak English. Spanish and other languages are also spoken, as shown in the table below.

Language Spoken at Home	USA	Wyoming	Natrona County
English	78.4%	92.6%	93.9%
Spanish	13.4%	5.0%	3.9%
Other Indo-European languages	3.7%	1.0%	0.9%
Asian and Pacific Islander languages	3.5%	0.7%	0.8%
Other languages	1.1%	0.7%	0.4%

The prominence of English as the primary language spoken in Natrona County homes is particularly evident when combining all non-English languages together, as shown in the following pie charts.

Because of these younger age groups, the median age in Natrona County (36.9 years) is lower than Wyoming's median age (37.7 years) and the country's median age (38.1 years), as shown in the following chart.

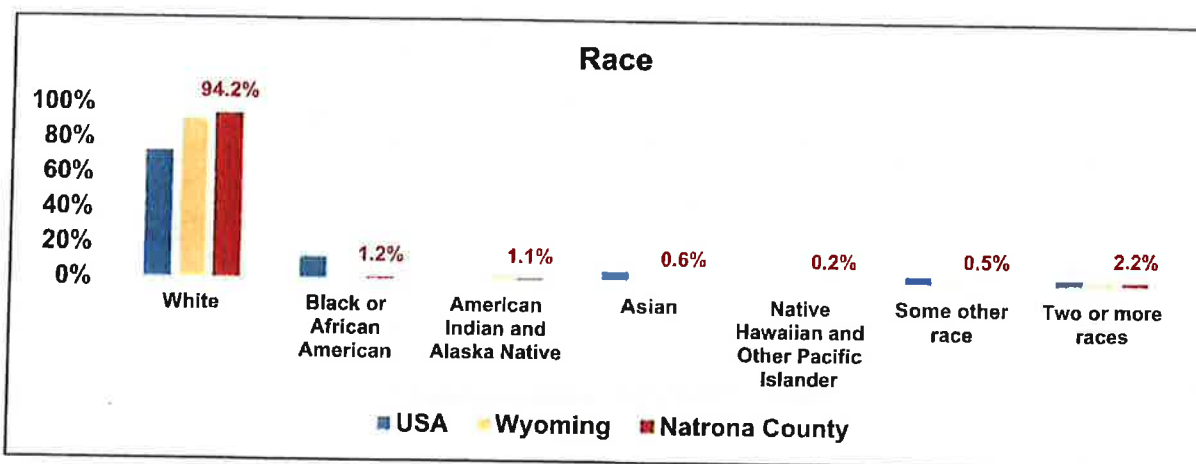


Race

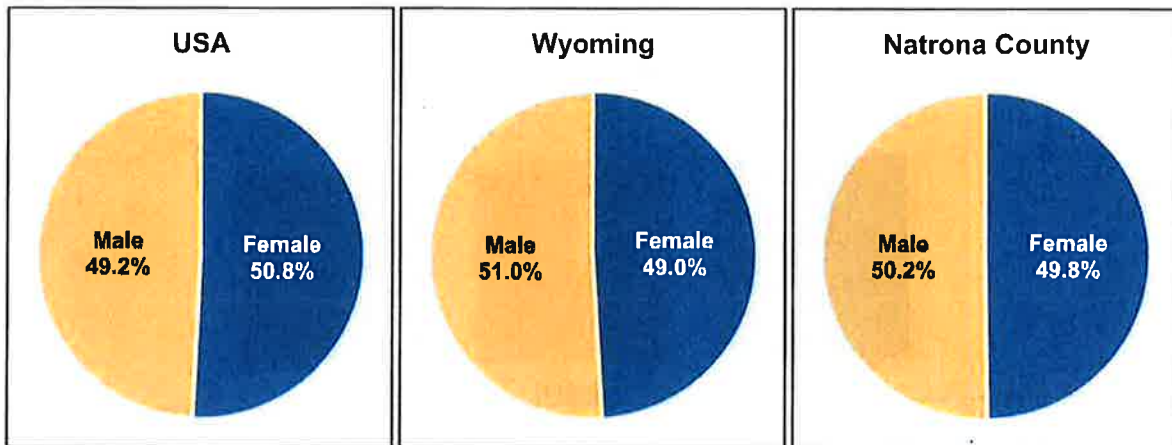
Natrona County's population is mostly (94.2%) White race alone. There is a very small percentage of other races in the area, although the State of Wyoming is slightly more diverse.

Race	USA	Wyoming	Natrona County
White	72.5%	91.4%	94.2%
Black or African American	12.7%	1.0%	1.2%
American Indian and Alaska Native	0.8%	2.4%	1.1%
Asian	5.5%	0.9%	0.6%
Native Hawaiian and Other Pacific Islander	0.2%	0.1%	0.2%
Some other race	4.9%	1.5%	0.5%
Two or more races	3.3%	2.7%	2.2%

The remarkable lack of racial diversity in Natrona County is more evident when comparing the local population with the state and nation, as illustrated in the graph below.

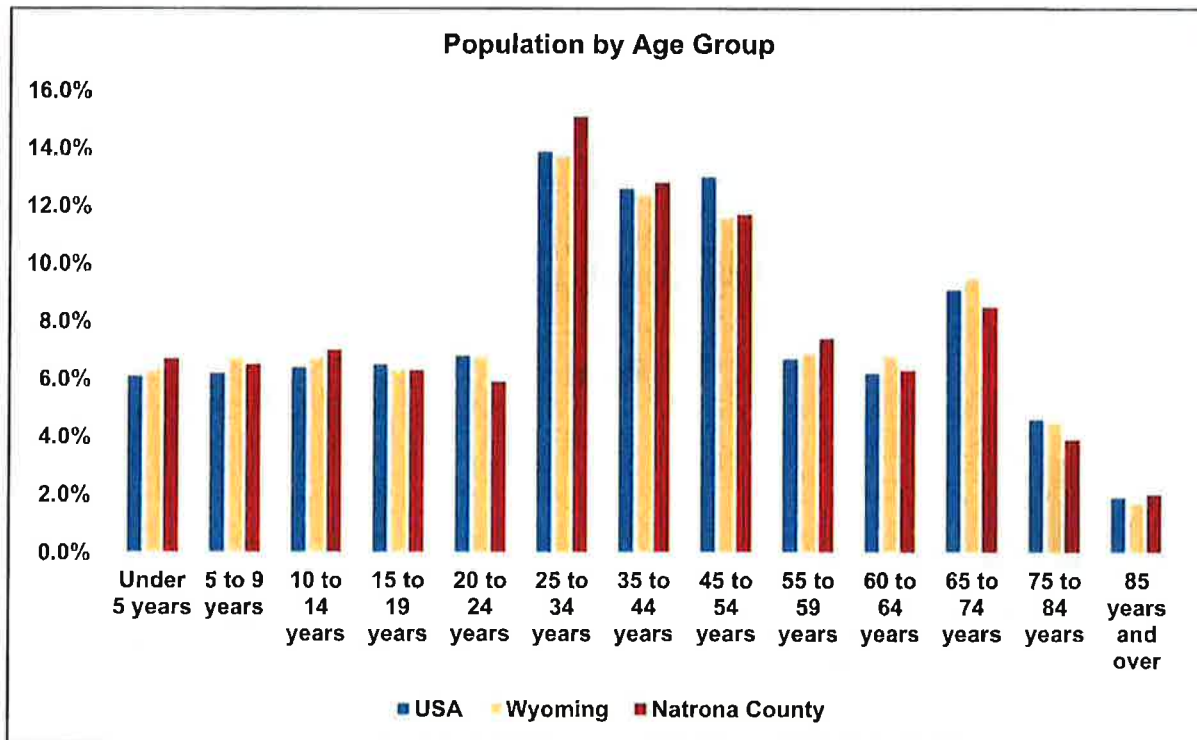


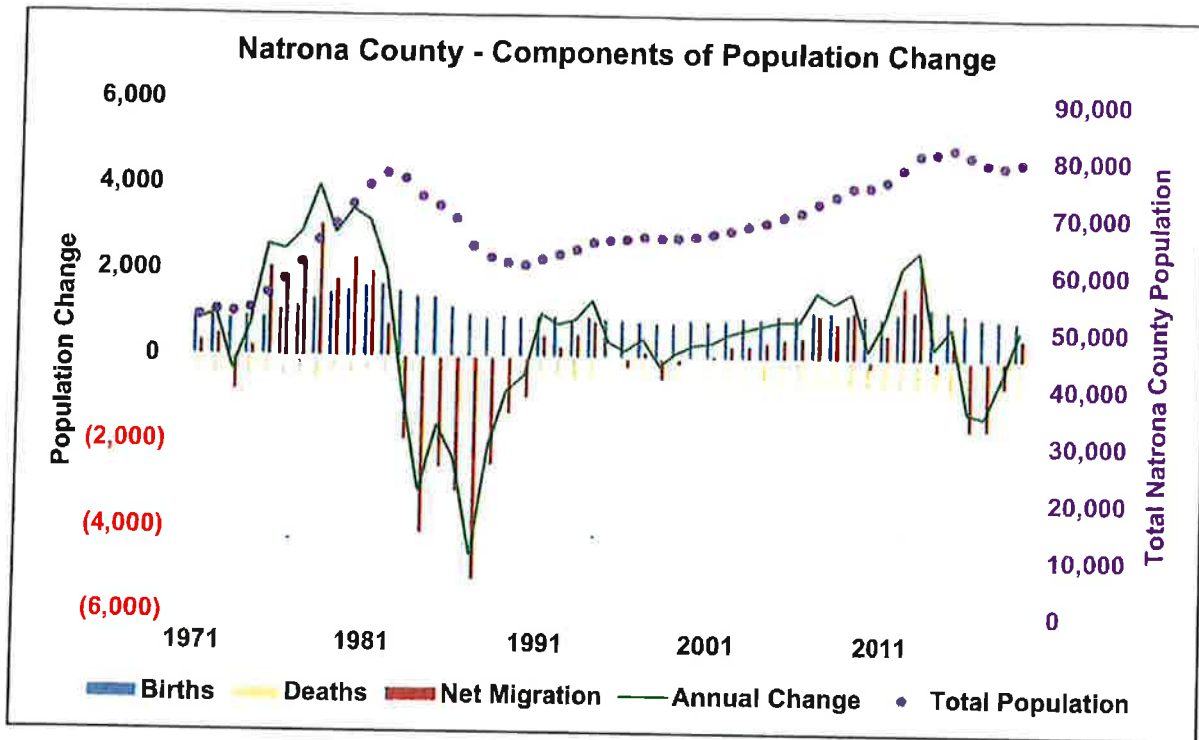
A comparison of national, state, and county-level analysis will be provided as appropriate throughout this report. The following graphs illustrate gender mix for each jurisdiction.



Age

The population of Natrona County tends to be clustered at younger age groups than the rest of Wyoming and the United States. The local population is compared to the populations of the state and the nation, below.





Analysis of population trends is important to understand any community. For Natrona County, the rapid growth during the 1970's, followed by the even faster decline in the 1980's, has left its mark on the community. Local residents are wary of this boom/bust volatility. Many live with the reality that the economy could change dramatically at any time; and they are simultaneously opportunistic and conservative about such economic swings.

Gender

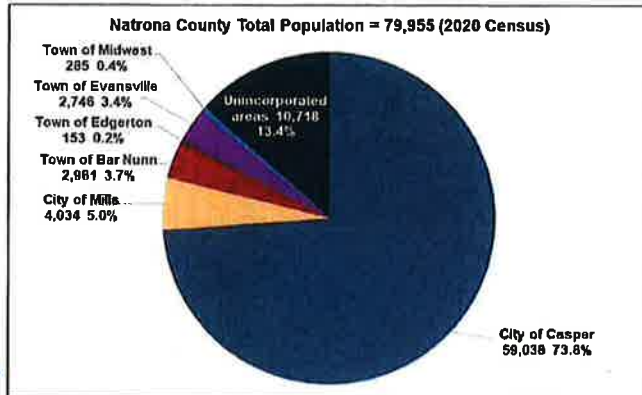
Detailed data from the 2020 Census was not yet available from the US Census Bureau at the time of this assessment (at least not publicly useful information; Census has provided detailed raw data for redistricting purposes). Instead, the most recent and reliable demographical data available comes from the US Census Bureau's American Community Survey 5-year estimates (2019 Census/ACS). This assessment uses 2019 Census/ACS data throughout this report, unless otherwise noted.

There are slightly more males (50.2%) than females (49.8%) living in Natrona County. Much of Wyoming's economy is centered on natural extraction, power generation and transportation, and those industries have traditionally employed far more men than women. Consequently, in most areas of Wyoming there are more males than females. Larger communities like Casper tend to be more balanced.

Profile of Natrona County

Population

Natrona County has a current population of 79,955 residents (2020 Census). It is the second largest county in terms of population, after Laramie County, which has 100,512 residents. Most Natrona County residents (86.6%) live in a municipality. According to the 2020 Census, the smaller Towns of Edgerton and Midwest, and the unincorporated areas of Natrona County, have declined in population since 2010. Meanwhile, significant population growth in the larger municipalities has increased the total population of Natrona County by 6.0% since 2010.



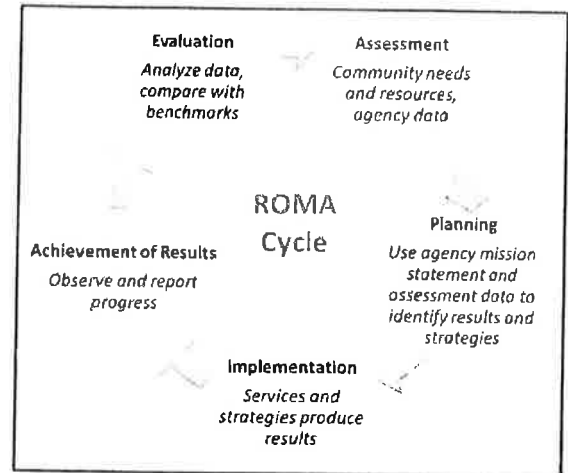
Official population figures are provided in the following table (data from US Census Bureau, 2020 Census).

Population	2020	2010	Change
City of Casper	59,038	55,316	6.7%
City of Mills	4,034	3,461	16.6%
Town of Bar Nunn	2,981	2,213	34.7%
Town of Edgerton	153	195	-21.5%
Town of Evansville	2,746	2,544	7.9%
Town of Midwest	285	404	-29.5%
Unincorporated areas	10,718	11,317	-5.3%
Natrona County Total	79,955	75,450	6.0%

Long-term trends show that Natrona County's population growth has not been steady. Rather, Natrona County has experienced cycles of rapid growth and decline in its population. This volatility comes from the "boom/bust" cycles that commonly occur in economies that are dominated by natural resource extraction and large-scale industrial development. There have been many such developments affecting Natrona County's population, including oil and gas, uranium, enhanced oil recovery, power generation, power transmission, wind energy, and coal.

These rapid changes in population can be seen in the following graph, which illustrates the number of births, deaths, and net migration as components of population change in Natrona County. Birth rates and death rates tend to be very steady. In Natrona County, births typically outnumber deaths significantly, leading to an annual natural birth rate of 0.8% since 1970. Net migration, however, creates big swings in the local population, as shown below (data from Wyoming Division of Economic Analysis).

This CNA represents the first step in gathering data for a long-term strategic plan. As such, it will be used to inform decisions about action steps in annual work plans. Similarly, other organizations in the community use this CNA to inform their planning processes. For the local CSBG Board, this CNA is a key component of the ROMA framework, illustrated here. The Assessment phase is when communities determine their needs and identify the resources available to meet those needs. Assessment constitutes the first phase of the ROMA cycle and sets the stage for the rest of the local planning process.



This CNA shall be shared with the community and agency stakeholders in a variety of ways. It is available on the local agency's website and posted on the agency's social media pages. Electronic reports have been made available, and printed copies have been distributed as well. The information contained in this CNA is intended to be freely shared publicly.

This assessment was structured consistently with CSBG Organizational Standards as well as with best practices for CSBG community needs assessments. Whenever possible, the local agencies planning team has been engaged in all aspects of the assessment, including decisions about what data to collect, the methods used to collect the data, analysis of the data, and the content and format of the final report. Staff and board members were given opportunities to engage beyond input. Multiple viewpoints have been considered.

To inform the local agency's analysis of assessment data, efforts have been made to examine several different indicators for each category of need. Where appropriate, indicators are compared to other counties in Wyoming. For some indicators, data and demographic trends are examined. The framework of this CNA fits well into a variety of different sorts of analysis.

These categories reflect the types of needs and services that are typically addressed by the CSBG program. Within these broad categories, there are several sub-categories of needs and resources. This CNA and the community survey used to collect input address those sub-categories using the same taxonomy as Wyoming 2-1-1 (and all 2-1-1 call centers nationwide).

The 2-1-1 taxonomy reflects a more much broader approach to health and human services than would be funded by CSBG funds. One value to using the 2-1-1 taxonomy is that the organization regularly provides reports needs being expressed by actual callers who are seeking services. The local agency can use this CNA as a benchmark of the status quo, plan strategically to improve outcomes, and then use the reports from Wyoming 2-1-1 to measure progress, make adjustments, and continue improving. Likewise, this CNA aligns all of its data analysis to standard Census Bureau definitions, which can then be easily updated using the annual County profiles prepared by the Wyoming Division of Economic Analysis (posted on their [website](#)).

This CNA also takes into consideration the findings of other assessments that have been completed for Natrona County recently, including:

- 2021 survey completed by local CSBG agency
- 2018 Natrona County Community Health Status Report
- Early Childhood Services Community Needs Assessment (March 2021)

This CNA sought input from several types of organizations across all sectors, including:

- Community-based organizations
- Customers, clients, and recipients of health or human services
- Educational institutions
- Faith-based organizations
- Private sector
- Public sector
- Residents
- Service providers (health & human services)

This CNA establishes a profile of Natrona County, Wyoming. It identifies the needs of and the resources available to the residents of Natrona County. Analysis of qualitative and quantitative input, along with official data on population demographics, is considered along with local agencies' needs. As such, this CNA can help identify and support the community's top priorities.

Local CSBG Boards are responsible for using their share of CSBG funds in the local community. A local community can be defined in many ways. A "community of place," for example, is often defined by distinct geographic boundaries. In that regard, Natrona County is located in central Wyoming, as shown on the map above. More broadly, a "community of interest" can be defined by shared common interests, goals, or knowledge. Natrona County's rural nature must also be considered. Taking all of these factors into consideration, the local CSBG Board has determined that Natrona County in its entirety is the community to be served and assessed for this CNA. Most local CSBG agencies in Wyoming operate at the county or multi-county (regional) level.

This Community Needs Assessment (CNA) will be used to inform the CSBG Board's decisions. It becomes the start of a planning process; whereby local residents' needs are determined and available resources are identified. The local CSBG Board then allocates its share of CSBG funds to achieve specific outcomes that improve the lives of local residents. These funds are to be used to alleviate the causes and conditions of poverty in Natrona County.

The local CSBG Board has adopted an approach to this CNA that is consistent with the Results Oriented Management and Accountability (ROMA) principles, the Wyoming State CSBG plan, and the CSBG Organizational Standards. This approach seeks to achieve maximum feasible participation. Consumer input was directly solicited with a community survey, which was designed based on previous assessments. Media coverage, stakeholder promotions, and personal invitations were used to encourage participation.

At the time this CNA process began, a news release promoted the process and the community survey. Local news media provided news articles for their audience. A large number of known service providers working in Natrona County was directly contacted via email, to alert them of the CNA process and the community survey. All were encouraged to promote the survey on their website and social media pages.

Unique to this CNA, efforts have been made to align all data and analysis with several poverty-related frameworks to enhance the report's usefulness as a strategic planning tool. Specifically, efforts have been made to align the 2-1-1 taxonomy, the US Census Bureau, State of Wyoming CSBG measures, and several statewide factors. Accordingly, this CNA is arranged to address the following categories of health and human services:

- Civic Engagement and Community Involvement
- Education
- Employment
- Health Care
- Housing
- Income and Asset Building
- Mental Health
- Nutrition
- Other Support

CSBG Background, Approach, and Methodology

The Community Service Block Grant (CSBG) program provides federal funds to support services and activities for individuals with low incomes that alleviate the causes and conditions of poverty in their community. CSBG funding supports projects that:

- Lessen poverty in communities
- Address the needs of low-income individuals including the homeless, migrants, youth, and older adults
- Provide services and activities addressing employment, education, income, healthcare housing, nutrition, emergency services and/or health

With the support of CSBG funding, states and communities often work together to achieve specific goals for low-income individuals, such as:

- Increasing self-sufficiency
- Improving living conditions
- Growing ownership of and pride in their communities
- Strengthening individual and family support systems

Working together, state and local agencies also work to increase their capacity to achieve positive results. In Natrona County, the Community Action Partnership of Natrona County is the CSBG grantee, serving as the local CSBG Tripartite Board of Directors.

In Wyoming, CSBG funds are mostly distributed to communities operating at the County or regional level (there are a few regions in Wyoming where multiple counties are included as their “local” CSBG area). For Federal Fiscal Year 2022, Natrona County, which includes the Casper Metropolitan Statistical Area (MSA), was allocated \$607,811 of Wyoming’s CSBG block grant. An additional \$223,617 was allocated from the CARES Act (one-time funding). These allocations were based on each county’s low-income population, average number of unemployed workers, average monthly SNAP recipients, average monthly Medicaid recipients, average monthly POWER recipients, average number of applications received for assistance received by the Wyoming Department of Family Services, and the number of local residents receiving Supplemental Security Income (SSI).



- Employment (55.9%)
- Civic/Community (50.8%)

Agency

Because many local residents are unaware of available services, it is clear that local agencies are not reaching their full potential. A coordinated marketing campaign promoting locally available resources might greatly improve awareness. However, surveys and comments from stakeholders strongly suggest that many local agencies are constrained by an overall lack of resources. Ramping up demand might overwhelm some agencies.

This supply and demand dilemma calls for a balanced approach of building service capacity while simultaneously promoting service availability. That kind of approach would require buy-in from individual agencies as well as a coordinated message. Other organizations are currently examining this problem and brainstorming solutions (including Wyoming 2-1-1 and CSNOW). CBI recommends that the local CSBG Board and individual service providers reach out to those two organizations to engage, if they have not already done so.

Agencies should continually seek to build and strengthen the linkages between them. Case management, support services, common intake, and marketing are all functions that improve with coordination. The local CSBG Board might develop workgroups or studies around helping vulnerable populations for example.

Community

When local residents and families struggle with poverty, it affects the entire community. Similarly, to climb out of poverty many families need community support. Some of the most successful strategies in the fight against poverty seek to empower individuals and families with a plan to achieve self-sufficiency. For example, education is a proven pathway to success by providing higher incomes to those who have degrees. Others seek home ownership as a way of building wealth, or perhaps retirement. Those pathways are much more likely to result in success when the community supports them.

For example, many Natrona County residents struggle with mental health. By acknowledging that struggle, and by then investing in facilities that support recreation (or youth activities, or a senior center, or whatever), the community becomes a key player in the solutions that work.

Priorities for funding

Generally speaking, survey respondents called for increased CSBG funding for all services, and very few respondents said that funding should be decreased. The specific services that received support for increased funding from a majority of survey respondents include:

- Mental health (85.5%)
- Health care (82.6%)
- Housing (79.4%)



U.S. DEPARTMENT OF AGRICULTURE

Official USDA Thrifty Food Plan: U.S. Average, January 2022¹

Age-sex group	Weekly cost ²	Monthly cost ²
Individuals³		
Child:		
1 year	\$22.60	\$98.00
2-3 years	\$34.40	\$148.90
4-5 years	\$37.20	\$161.20
6-8 years	\$41.50	\$179.80
9-11 years	\$47.90	\$207.40
Male:		
12-13 years	\$51.10	\$221.50
14-19 years	\$64.20	\$278.20
20-50 years	\$62.50	\$270.80
51-70 years	\$55.00	\$238.40
71+ years	\$52.70	\$228.40
Female:		
12-13 years	\$44.50	\$192.70
14-19 years	\$51.00	\$221.20
20-50 years	\$50.10	\$217.00
51-70 years	\$46.60	\$201.90
71+ years	\$51.40	\$222.50
Reference Family:⁴		
Male and Female, 20-50 years and Two Children, 6-8 and 9-11 years	\$201.90	\$875.00

¹ The Thrifty Food Plan, 2021 represents a nutritious, practical, cost-effective diet. The nutritional bases of the Thrifty Food Plan are the Dietary Reference Intakes and the *Dietary Guidelines for Americans, 2020-2025* (including Healthy U.S.-Style Dietary Pattern food-group and -subgroup amounts). Another basis of the Thrifty Food Plan is that all meals and snacks are prepared at home. For specific foods and quantities of foods in the Thrifty Food Plan, see *Thrifty Food Plan, 2021*. The Thrifty Food Plan is based on 2013-16 consumption and 2015-16 price data and updated to current dollars by using the Consumer Price Index for specific food items.

² All costs are rounded to nearest 10 cents. Monthly costs are calculated by multiplying the weekly costs by 4.333.

³ The costs given are for individuals in 4-person households. For individuals in other size households, the following adjustments are suggested: 1-person—add 20 percent; 2-person—add 10 percent; 3-person—add 5 percent; 4-person—no adjustment; 5- or 6-person—subtract 5 percent; 7- (or more) person—subtract 10 percent. To calculate total foods costs for a household, (1) sum the food costs for each individual in the household and then (2) apply the appropriate adjustment factor based on household size.

⁴ Defined in the Food and Nutrition Act of 2008, this reference family of four is used to determine the maximum Supplemental Nutrition Assistance Program (SNAP) allotment, which is then adjusted downward for smaller households and upward for larger households.

Note: To account for changes in food prices, the costs of the Thrifty Food Plan, 2021 Market Baskets for each age-sex group are updated monthly by using the Consumer Price Indexes (CPIs). Each Market Basket Category of the Thrifty Food Plan, 2021 is matched to one or more CPIs (e.g., the Market Basket Category “eggs” is matched to the CPI for eggs and the Market Basket Category “dark-green vegetables” is matched to CPIs for fresh vegetables, frozen vegetables, and canned vegetables). The costs of Market Basket Categories matched to one CPI are adjusted based on the percentage change in the matched CPI compared to June 2021. The costs of Market Basket Categories matched to more than one CPI are adjusted based on a weighted average of the percentage changes in the matched CPIs compared to June 2021, with weights based on expenditure patterns as outlined in BLS’ relative importance of CPI components for 2017-18 (the most current at the time of the 2021 update). After the CPI adjustments are applied to each Market Basket Category, the updated costs of the Market Basket Categories are summed to determine the new monthly total cost of the Thrifty Food Plan, 2021 Market Basket for each age-sex group.

This file may be accessed at: <https://www.fns.usda.gov/cnpp/usda-food-plans-cost-food-reports-monthly-reports>.
Issued February 2022.

Natrona County 2022 Community Agencies & Services by Resource Category		
Resource Category	Agency	Service
Electronic Information Resources	Free Email Service Sign Up	Free Email Service Sign Up
	RallyPoint	Digital Discussion Platform
Information and Referral	United States Department of Veterans Affairs	Mobile Applications
	2-1-1 United States	2-1-1 United States
Linkages	Alzheimer's Association Wyoming Chapter	Alzheimer's Information - Information & Referral Services
	American Cancer Society	American Cancer Society Online Resources
	Brain Injury Alliance of Wyoming	Brain Injury Alliance of Wyoming
	Epilepsy Foundation	Information Services
	Healthy Moms-Healthy Births	Healthy Moms-Healthy Births
	National Multiple Sclerosis Society	MS Navigator Program
	National Resource Directory	National Resource Directory
	Parent Information Center	Parents Helping Parents of Wyoming
	Rocky Mountain ADA Center	Rocky Mountain ADA Center
	True Care Women's Resource Center	True Care Women's Resource Center
	Trans Lifeline	Transgender Crisis & Resource Line
	Tumor Syndrome Foundation	Tumor Syndrome information and support
	United States Department of Defense	Military OneSource
	United States Department of Veterans Affairs	PATRIOTlink
	Wyoming 2-1-1, Inc.	Wyoming 2-1-1, Inc.
	Wyoming Breast Cancer Initiative	Breast Cancer Resources
	Wyoming Cancer Resource Services	Region II - Carbon, Converse, Natrona, Niobrara
	Wyoming Department of Family Services	Emergency Rental Assistance Program - ERAP
	Wyoming Department of Workforce Services	Wyoming Relay
	Wyoming Epilepsy Association	Epilepsy Support
	Alzheimer's Association Wyoming Chapter	Individual Care Consultations
	Centers for Disease Control - CDC	Centers for Disease Control - CDC
	Equal Justice Wyoming	Legal Self-Help Resources
	Love Is Respect - National Teen Dating Abuse Hotline	National Teen Dating Abuse Hotline
	National Multiple Sclerosis Society	MS Navigator Program
	Wyoming Department of Family Services	DFS - Casper
	Wyoming Department of Health	24/7 Nurse Line - Wyhealth...Get Plugged In!
	Wyoming SBDC Network	Business Advising
Libraries	Huntsman Cancer Institute	Huntsman Cancer Institute Cancer Learning Center
	Natrona County Library	Casper Library
Library Services	Natrona County Library	Edgerton Library
	Natrona County Library	Mills Library
Public Awareness/Education	Natrona County Library	Natrona County Bookmobile
	Alzheimer's Association Wyoming Chapter	Community Education
	American Heart Association & American Stroke Association	Heart Health Information
	American Lung Association of Wyoming	American Lung Association of Wyoming
	Grace For 2 Brothers Foundation	Suicide Crisis Resources
	The Science Zone	The Science Zone
	Uprising	Exploitation & Human Trafficking awareness/educ
	United States Department of State	United States Embassies

Natrona County 2022 Community Agencies & Services by Resource Category		
Resource Category	Agency	Service
Case/Care Management	Aspire Case Management	Case Management
	Community Action of Natrona County	ERAP Case Management
	Epsilon Health Solutions	Home Health Services
	Hope House	Hope House
	LIV Health	Case Management Services
	LIV Health	LIV Bridge
	Magellan Healthcare	Behavioral Health Support- High Fidelity Wraparound
	National Multiple Sclerosis Society	MS Navigator Program
	Sharon's Home Health Care	Case Management
	Sheridan VA Medical Center	Returning Services Members Services
	The Arc of Natrona County	Case Management
	The Salvation Army Hope Center - Casper	Social Services Assistance
	Transition Assistance Advisors	Transition Assistance Advisor
	Casper College	Preschool and Childcare
	Wyoming Department of Family Services	Child Care Finder Website
Child Care Providers	YMCA of Natrona County	Childcare
	YMCA of Natrona County	Youth Development
	American Cancer Society	American Cancer Society Online Resources
Companionship	Before 37 in 307	Before 37 in 307
	Greater Wyoming Big Brothers Big Sisters	Youth Mentoring - Casper Office
	Wyoming Congressional Award Council	Wyoming Congressional Award Council
Emergency Alert	CenturyLink	LifeLine Services
	EnTouch Wireless	Wireless Phone Service
	Eskalen Telephone Reassurance	Telephone Reassurance for Seniors/Individuals with Disabilities
	Range	Home Internet, Fixed Lifeline Service
	Silver Star Communications	Mobile Broadband, Home Internet, Mobile Lifeline Services
	Union Telephone Company	Home Internet, Mobile Internet, Fixed and Mobile Lifeline
	Wyoming Department of Health	ERAP - Housing Stability Services
	Casper Family Connections	Casper Family Connections
	Community Action of Natrona County	Financial Assistance
	Magellan Healthcare	Behavioral Health Support- High Fidelity Wraparound
Family Based Services	Mercer Family Resource Center, Inc.	Strengthening Families - Family and Parenting
	Mercer Family Resource Center, Inc.	General Counseling
	Natrona County School District	Parent Resource Center
	Northwest Community Action Programs of Wyoming	Parents as Teachers - Natrona County
	Parent Information Center	Parents Helping Parents of Wyoming
	Parent Information Center	Parent Education Network
	Teton Youth and Family Services	Teton Youth and Family Services
	UPLIFT	UPLIFT Cheyenne Office
	Wyoming Guardianship Corporation	Substance Abuse and Mental Health Ombudsman Program
	Wyoming Guardianship Corporation	Representative Payee Program
	Wyoming Guardianship Corporation	Trust Programs
	Wyoming Guardianship Corporation	Life Management Services
	Youth Crisis Center, Inc.	Youth Crisis Shelter
	National Multiple Sclerosis Society	MS Navigator Program
	Wyoming 2-1-1, Inc.	Kinship Connections of Wyoming
Family Support Recruitment/Referral	Wyoming Department of Family Services	Child Care Finder Website
	Wyoming Department of Health	Home and Community Based Services
	Seasonal Resources	Toys for Tots - Multiple Counties
	Seasonal Resources	Christmas Angel Tree - Natrona Co.
	Seasonal Resources	Christmas Assistance - Natrona Co.
Holiday Programs	Seasonal Resources	Thanksgiving Food Boxes - Natrona Co.
	Seasonal Resources	Thanksgiving Meal
	Central Wyoming Senior Services	In-Home Care
	Frontier Home Health and Hospice	Home Health Care/In Home Hospice Care - Casper
	I-Reach 2, Inc.	Community Living Program
In Home Assistance	LIV Health	Veteran Directed Care
	LIV Health	LIV More
	Wyoming Community Development Authority	Spruce Up
	Wyoming Department of Health	ERAP - Housing Stability Services
	Wyoming Independent Living, Inc.	Supportive Services - Casper
Interpretation/Translation	Wyoming Senior Citizens, Inc.	Senior Services - Casper
	Wyoming Department of Workforce Services	Wyoming Relay
	Casper Family Connections	Casper Family Connections
	Before 37 in 307	Before 37 in 307
	Casper Family Connections	Casper Family Connections
Parental Visitation Facilitation	Mercer Family Resource Center, Inc.	Make Parenting a Pleasure - Family and Parenting
	Mercer Family Resource Center, Inc.	LOVE AND LOGIC - Family and Parenting
	Mercer Family Resource Center, Inc.	Strengthening Families - Family and Parenting
	Northwest Community Action Programs of Wyoming	Parents as Teachers - Natrona County
	Parent Information Center	Parents Helping Parents of Wyoming
Parenting Education	Parent Information Center	Parent Education Network
	Wyoming Institute for Disabilities - WIND	Act Early Wyoming
	Rocky Mountain ADA Center	Rocky Mountain ADA Center
	Wyoming Department of Health	ERAP - Housing Stability Services
	Wyoming Institute for Disabilities - WIND	Wyoming Family Mentorship Program
Personal Enrichment	Central Wyoming Counseling Center	Therapeutic Family Care
	City of Cheyenne	Wyoming Kinship Advocacy
	Wyoming 2-1-1, Inc.	Kinship Connections of Wyoming
	Wyoming Department of Family Services	DFS - Casper
	Wyoming Guardianship Corporation	Life Management Services
Placements for Children and Youth	Central Wyoming Senior Services	In-Home Care
	EmpRes Healthcare Management	Shepherd of the Valley Rehabilitation and Wellness
	The Arc of Natrona County	Respite, Personal Care, Companion Service, Homemaking
	Wyoming Senior Citizens, Inc.	Senior Services - Casper

Natrona County 2022 Community Agencies & Services by Resource Category

Resource Category	Agency	Service
Municipal Police	Casper Police Department	Casper Police Department
	Evansville Police Department	Evansville Police Department
Sheriff	Midwest Police Department	Midwest Police Department
	Mills Police Department	Mills Police Department
Crime Prevention	Natrona County Government	Natrona County Sheriff's Office
	Bikers Against Child Abuse	Empowerment for Abused Children - LaBonte Canyon
	Mercer Family Resource Center, Inc.	Insight into Substance Prevention for Youth
	Mercer Family Resource Center, Inc.	Shoplifting Intervention for youth - Something For Nothing
	Mercer Family Resource Center, Inc.	Corrective Thinking for Youth
	Primerica Financial Services	Financial Services
	StopBullying.gov	StopBullying.gov
	United States Department of Justice	FBI-SOS - Safe Online Surfing
	Uprising	Exploitation & Human Trafficking awareness & educ
	Wyoming Coalition Against Domestic Violence/Sexual Assault	Legal Program
	Wyoming Cowboy Challenge Academy	Residential Academy
	National Center for Missing and Exploited Children	Missing and Exploited Children Hotline
	Wyoming Attorney General	Consumer Protection Unit
	Wyoming Department of Insurance	Wyoming Department of Insurance
	Wyoming Department of Workforce Services	Fraud Reporting Unemployment/Workers' Compensation
Crime Victim Support	Casper Police Department	Victim Services
	Wyoming Attorney General	Victim Services Division
Missing Persons Location Assistance	Wyoming Coalition Against Domestic Violence/Sexual Assault	Legal Program
	National Center for Missing and Exploited Children	Missing and Exploited Children Hotline
Silver Alerts	Salvation Army	Missing Persons Department
	Wyoming Department of Agriculture	Mediation
Legal Counseling	Legal Aid of Wyoming, Inc.	Civil Legal Services
	University of Wyoming College of Law	UW College of Law Clinic Program
Legal Representation	Legal Aid of Wyoming, Inc.	Civil Legal Services
	DAV	DAV Chapter #1 H.J. Leik
Benefits Assistance	The American Legion	American Legion Post 02 - Casper
	United States Department of Veterans Affairs	Welcome Kit
	United States Department of Veterans Affairs	VA Health Benefits Enrollment
	Veterans of Foreign War	District 3 Post 9439
	Veterans of Foreign War	District 3 Post 10677
	Wyoming Military Department	Veterans Commission - 7th Judicial District
	Wyoming Military Department	Veteran Service Officers - WVC 2
	Wyoming Military Department	Hunger Initiative
	Wyoming Protection & Advocacy System, Inc.	Legal Services
	Trans Lifeline	Transgender Crisis & Resource Line
	Wyoming Coalition Against Domestic Violence/Sexual Assault	Legal Program
	Primerica Financial Services	Financial Services
	Wyoming Guardianship Corporation	Trust Programs
	Wyoming Guardianship Corporation	Life Management Services
Family Law	Casper Family Connections	Casper Family Connections
	Olivia Caldwell Foundation	Patient Advocacy Program
General Legal Aid	Teton Youth and Family Services	Teton Youth and Family Services
	UPLIFT	UPLIFT Cheyenne Office
	Wyoming Child Support Program	Child Support Services of Wyoming - Natrona County
	Wyoming Coalition Against Domestic Violence/Sexual Assault	Legal Program
	Equal Justice Wyoming	Legal Self-Help Resources
	Laramie County Community Partnership	Legal Assistance
	Legal Aid of Wyoming, Inc.	Civil Legal Services
	Legal Aid of Wyoming, Inc.	ERAP Legal Assistance
	University of Wyoming College of Law	UW College of Law Clinic Program
	Wyoming Coalition Against Domestic Violence/Sexual Assault	ERAP Legal Program
	Wyoming Protection & Advocacy System, Inc.	Legal Services
	Wyoming State Bar	Modest Means Program
	Wyoming Coalition Against Domestic Violence/Sexual Assault	Legal Program
	NALEO Educational Fund	Citizenship Assistance & Referrals
	Coronavirus - COVID-19	FAQ's - Eviction Resources
Immigration/Naturalization Adjudication Offices	Interfaith of Natrona County	Emergency Services
	Wyoming Coalition Against Domestic Violence/Sexual Assault	Legal Program
Immigration/Naturalization Legal Services	Wyoming Housing Network, Inc.	Rental Counseling
	National Multiple Sclerosis Society	MS Navigator Program
Landlord/Tenant Assistance	Wyoming Senior Citizens, Inc.	Senior Services - Casper
	City of Cheyenne	Wyoming Kinship Advocacy
Lawyer Referral Services	Wyoming Guardianship Corporation	Life Management Services
	Self Help Center Inc.	Domestic Violence Services
Long Term Care Ombudsman Programs	Wyoming Coalition Against Domestic Violence/Sexual Assault	Domestic Violence Referrals
	Wyoming Coalition Against Domestic Violence/Sexual Assault	Legal Program
Probate Assistance	Casper Police Department	Casper Police Department
	Evansville Police Department	Evansville Police Department
Protective/Restraining Orders	Midwest Police Department	Midwest Police Department
	Mills Police Department	Mills Police Department
Traffic/Parking Violation Assistance	Natrona County Government	Natrona County Sheriff's Office
	FEMA	COVID-19 Funeral Assistance
Burial/Cremation Expense Assistance	Wyoming Department of Family Services	DFS - Casper
	Natrona County Government	Natrona County Coroner
Coroner Services	Jason's Friends Foundation	Childhood Cancer Assistance
Mortuary Services	K9s 4 Mobility	Assistance Dog Training
Pet Care Services	Good Shepherd Foundation	Volunteers for the Emergency Management of Animals Network
Protective Services for Animals	Wyoming Children's Society	Pregnancy Support Services
Adoption Services	American Red Cross of Wyoming	Military and Veteran Caregiver Network
Caregiver Consultation and Support	Sheridan VA Medical Center	Caregiver Support Program

Natrona County 2022 Community Agencies & Services by Resource Category

Resource Category	Agency	Service
Mobile Devices	AT&T	Mobile Internet
	Boost Mobile	Mobile Service
	Cintex Wireless	Mobile Internet
	Cricket Wireless	Mobile Internet
	EnTouch Wireless	Mobile Internet
	Human IT	Wireless Phone Service
	Metro by T-Mobile	Mobile Internet
	PCs for People	Mobile Internet, Home Internet
	Sage Telecom Communications, LLC	Mobile Internet
	Sano Health LLC	Mobile Internet
	Sotectel Wireless	Mobile Internet
	Silver Star Communications	Mobile Broadband, Home Internet, Mobile Lifeline Services
	TracFone Wireless Inc.	Mobile Internet
	Union Telephone Company	Home Internet, Mobile Internet, Fixed and Mobile Lifeline
	UVNV, Inc.	Mobile Broadband
	Verizon Wireless	Home Internet, Mobile Internet
	Ztar Mobile, Inc.	Mobile Internet
Office Equipment and Supplies	Wyoming Department of Health	ERAP - Housing Stability Services
Personal Goods/Services	Central Wyoming Rescue Mission	Homeless Shelter
	College Heights Baptist Church	Oasis Food and Clothing Pantry
	Gertrude Kamps Foundation	One on One Program
	Interfaith of Natrona County	Emergency Services
	St. Mark's Episcopal Church	Diaper and Laundry voucher distribution
	The Salvation Army Hope Center - Casper	Social Services Assistance
	United Way of Natrona County	Laundry Vouchers
	Wyoming Department of Workforce Services	Workforce Center - Casper
	Youth Crisis Center, Inc.	Youth Crisis Shelter
	Jason's Friends Foundation	Childhood Cancer Assistance
Repair Services	Modest Needs	Online Self-Sufficiency Grant Program
	Volunteers of America Northern Rockies	SSVF - Casper
Thrift Shops	Goodwill Industries of Wyoming Inc.	Goodwill Wyoming - Casper
	ReFabb4Less	Thrift Store
Local Transportation	American Cancer Society	American Cancer Society Online Resources
	Casper Area Transportation Coalition, Inc.	Casper Area Transit
	DAV	DAV Chapter #1 H.J. Leik
	Eagle Cab	Taxi Service
	LIV Health	LIV More
	Pilots for Christ International - Wyoming Chapter	Transportation
	Sheridan VA Medical Center	Disabled American Veterans Transportation Network
	Uber	Transportation Service
	Wyoming Cares	Medical Equipment & Transportation Assistance
	Wyoming Department of Health	Travel Services
	Wyoming Department of Health	ERAP - Housing Stability Services
	Wyoming Independent Living, Inc.	Supportive Services - Casper
	Greyhound Bus	Bus Stop - Casper
	National Runaway Safeline	National Runaway Hotline
	Pilots for Christ International - Wyoming Chapter	Transportation
Transportation Expense Assistance	Interfaith of Natrona County	Compassionate Relocation
	Jason's Friends Foundation	Childhood Cancer Assistance
	Wyoming Department of Health	Travel Services
Transportation Organizations	Wyoming Department of Transportation	Wyoming Travel Information Service
Travelers Assistance	Coronavirus - COVID-19	Travel Requirements
	United States Department of State	United States Department of State Traveler Information
Consumer Complaints	Wyoming Attorney General	Consumer Protection Unit
	Wyoming Department of Health	Behavioral Health Division
	Wyoming Department of Health	Aging Division
	Wyoming Department of Insurance	Wyoming Department of Insurance
	Wyoming Guardianship Corporation	Substance Abuse and Mental Health Ombudsman Program
Consumer Protection Agencies	Better Business Bureau	Better Business Bureau
Licensing/Certification/Accreditation	Wyoming Department of Health	Healthcare Licensing and Surveys
	Wyoming SBDC Network	Business Advising
Records/Licenses/Permits	Natrona County Government	Natrona County Sheriff's Office
	Natrona County Government	Natrona County Treasurer
	United States Social Security Administration	Social Security Administration - Casper
	Wyoming Department of Health	Wyoming Immunization Program (WyVIP) (WIP)
	Wyoming Department of Health	Vital Records Services
	Wyoming Department of Transportation	Drivers License - Casper
	Wyoming Military Department	Wyoming Military Department Records Office
	Interfaith of Natrona County	Emergency Services
	Natrona County Government	Casper Municipal Court
	LIV Health	In-Home Counseling
Records/Licenses/Permits Fee Payment Assistance	Self Help Center Inc.	Domestic Violence Services
	Specialty Counseling & Consulting, LLC	Mental Health Counseling - Casper
	Winds of Change Therapy, LLC	Addiction and Domestic Violence Evaluation and Treatment
	Wyoming Coalition Against Domestic Violence/Sexual Assault	Domestic Violence Referrals
	Wyoming Department of Family Services	Juvenile Services
	Wyoming Department of Family Services	DFS - Casper
	Wyoming Coalition Against Domestic Violence/Sexual Assault	Juvenile Services
	CASA of Natrona County	Legal Program
	Wyoming Guardian Ad Litem Program	CASA of Natrona County
	Natrona County Government	Wyoming Guardians Ad Litem
Public Counsel	Wyoming Attorney General	Natrona County Attorney
	Wyoming Attorney General	Victim Services Division
	Wyoming Public Defender Office	Consumer Protection Unit
		Natrona County Public Defender's Office

Other Support

Natrona County 2022 Community Agencies & Services by Resource Category		
Resource Category	Agency	Service
Nutrition	Emergency Food	Alcova Community Church
		Casper Community Church
		College Heights Baptist Church
		First Baptist Church
		First Christian Church
		First Church of the Nazarene
		Food Bank of Wyoming
		Food Bank of Wyoming
		Food Bank of Wyoming
		Grace Bible Baptist Church
		Haven of Rest
		Joshua's Storehouse
		Mountain View Baptist Church
		Our Saviors Lutheran Church
		Poverty Resistance
		Radius Church
		Restoration Church
		Strong Tower Family Church
		The Salvation Army Hope Center - Casper
		The Salvation Army Hope Center - Casper
		Wyoming Food for Thought Project
		Wyoming Military Department
		Wyoming Food for Thought Project
	Food Production	Celebrate Recovery
	Meals	Central Wyoming Rescue Mission
		Central Wyoming Senior Services
		Central Wyoming Senior Services
		Central Wyoming Senior Services
		First United Methodist Church
		Homestyle Direct
		Natrona County Meals on Wheels
		Wyoming Department of Education
		Community Action of Natrona County
		United States Department of Veterans Affairs
		Volunteers of America Northern Rockies
		Food Pantry
		Food Pantry
		Oasis Food and Clothing Pantry
		Food Pantry
		Sandwich Ministry
		Food Pantry
		Commodity Supplemental Food Program
		County Food Resources
		Mobile Food Pantries
		Food Pantry
		Food Pantry
		Food Pantry
		Food Pantry
		Food Pantry
		Helping Hands Community Services
		Food Pantry
		Food Pantry
		Food Bank
		Social Services Assistance
		Weekend Food Bags
		Hunger Initiative
		Community Gardens
		Celebrate Recovery - Casper
		Homeless Shelter
		Senior Meals - Casper
		Senior Meals - Mills
		Senior Meals - Evansville
		Soup Kitchen
		Home Delivered Meals
		Natrona County Meals on Wheels
		Summer Food Service Program
		ESG CVI Housing Fund
		Assisting Homeless Veterans
		SSVF - Casper

Natrona County 2022 Community Agencies & Services by Resource Category		
Resource Category	Agency	Service
Mental Health Evaluation	Cheyenne Regional Medical Center	Behavioral Health Services
	Sheridan VA Medical Center	Mental Health
Psychiatric Services	Sheridan VA Medical Center	Casper VA Clinic
	Specialty Counseling & Consulting, LLC	Mental Health Counseling - Casper
	Central Wyoming Counseling Center	Psychiatric Rehabilitation
	LIV Health	In-Home Counseling
	Northern Star Counseling	Mental Health Counseling and Psychiatric Medication Services
Supportive Therapies	Wyoming Behavioral Institute	Wyoming Behavioral Institute
	Crossroads Counseling	Counseling Services
Mental Health Information/Education	Lori Hicks, M.Ed., LPC	Counseling
	Drew's Decision, Inc.	Suicide Prevention, Intervention and Postvention
Peer Support Services	Grace For 2 Brothers Foundation	Suicide Crisis Resources
	Mercer Family Resource Center, Inc.	Suicide Prevention Awareness Team
	National Alliance on Mental Illness - NAMI	Mental Health Information and Guidance
	Natrona County Suicide Prevention Task Force	Suicide Prevention Material
	Wyoming Guardianship Corporation	Substance Abuse and Mental Health Ombudsman Program
Therapy Referrals	Grace For 2 Brothers Foundation	Suicide Crisis Resources
Transitional Mental Health Services	National Multiple Sclerosis Society	MS Navigator Program
Assessment for Substance Use Disorders	Yellowstone Behavioral Health Center	Wallace H. Johnson Group Home
Detoxification	Crossroads Counseling	Counseling Services
	Mercer Family Resource Center, Inc.	Drug & Alcohol Ed., Level .5 and Substance Evaluations (ASI)
	Rising Phoenix Counseling, L.C.	Counseling Services
	Winds of Change Therapy, LLC	Addiction and Domestic Violence Evaluation and Treatment
	Wyoming Recovery	Addiction Providers
DUI Offender Programs	United States Department of Health & Human Services	Substance Abuse and Mental Health Services Administration
	Volunteers of America Northern Rockies	Harmony House
	Wyoming Behavioral Institute	Wyoming Behavioral Institute
	Wyoming Recovery	Addiction Providers
	Mercer Family Resource Center, Inc.	Drug & Alcohol Ed., Level .5 and Substance Evaluations (ASI)
Substance Use Disorder Education/Prevention	Mercer Family Resource Center, Inc.	Natrona County Prevention Coalition
Substance Use Disorder Treatment Programs	Wyoming Recovery	Addiction Providers
	American Addiction Centers	Substance Abuse Treatment Facilities
Mental Health	American Lung Association of Wyoming	American Lung Association of Wyoming
	Central Wyoming Counseling Center	Substance Abuse
	Cheyenne Regional Medical Center	Behavioral Health Services
	Crossroads Counseling	Counseling Services
	Mercer Family Resource Center, Inc.	Tobacco & Vaping Ed. for Youth
	Mercer Family Resource Center, Inc.	General Counseling
	Pain Care Centers	Suboxone Program
	Self Help Center Inc.	Substance Abuse Counseling
	Shari Williams LPC	Counseling
	Sheridan VA Medical Center	Mental Health
	Specialty Counseling & Consulting, LLC	Mental Health Counseling - Casper
	St. Joseph's Children's Home	St. Joseph's Children's Home
	Transitions Counseling and Mediation Center	Counseling
	United States Department of Health & Human Services	Substance Abuse and Mental Health Services Administration
	University of Wyoming	Wyoming Family Practice
	Volunteers of America Northern Rockies	The Life House
	Wyoming Behavioral Institute	David Marlorano, MD
	Wyoming Quit Tobacco	Wyoming Quit Tobacco
	Wyoming Recovery	Addiction Providers
Supportive Substance Use Disorder Services	Albertsons	Pharmacy - Casper Hilltop
	Albertsons	Pharmacy - Casper Westridge
	Central Wyoming Counseling Center	Genoa Pharmacy
	Community Health Center of Central Wyoming	Community Health Center of Central Wyoming
	CVS Pharmacy	Pharmacy - Casper
	Geneva Woods Pharmacy	Pharmacy
	Kroger	Pharmacy - Casper
	Medicap Pharmacy	Pharmacy - Casper
	Sam's Club	Pharmacy - Casper
	Self Help Center Inc.	Substance Abuse Counseling
	Sheridan VA Medical Center	Pharmacy
	United States Department of Health & Human Services	Substance Abuse and Mental Health Services Administration
	Walgreens	Pharmacy - Casper CY
	Walgreens	Pharmacy - Casper SE Wyoming
	Walmart	Pharmacy - Casper 2nd Ave
	Walmart	Pharmacy - Casper CY
	Women for Sobriety	Addiction Support
	Wyoming Guardianship Corporation	Substance Abuse and Mental Health Ombudsman Program
Transitional Residential Substance Use Disorder Services	Hope House	Hope House
Military Chaplaincy Services	Wyoming Recovery	Addiction Providers
	Sheridan VA Medical Center	Chaplain Services
Military Transition Assistance Programs	VFW National Home for Children	Family Program
	The American Legion	American Legion Post 02 - Casper
	The American Legion	American Legion Post 16 - Lander
	The Salvation Army Hope Center - Casper	Social Services Assistance
	The Salvation Army Hope Center - Casper	Social Services Assistance
	Wyoming Institute for Disabilities - WIND	Mission Redefined Wyoming

Natrona County 2022 Community Agencies & Services by Resource Category		
Resource Category	Agency	Service
Behavioral Learning Therapy	Lori Hicks, M.Ed., LPC	Counseling
Faith Based Counseling	Mercer Family Resource Center, Inc.	Nurtured Heart Approach - Family and Parenting
Mental Health Care Facilities	Celebrate Recovery	Celebrate Recovery - Casper
Inpatient Mental Health Facilities	Cheyenne Regional Medical Center	Behavioral Health Services
	Sheridan VA Medical Center	Extended Care and Rehabilitation
	St. Joseph's Children's Home	St. Joseph's Children's Home
	Wyoming Behavioral Institute	Wyoming Behavioral Institute
	Wyoming Department of Health	Wyoming State Hospital
Outpatient Mental Health Facilities	Central Wyoming Counseling Center	Mental Health
	Central Wyoming Counseling Center	Suicide Prevention Lifeline
	Crossroads Counseling	Counseling Services
	Edlund Counseling	Mental Health/Counseling Services/Parenting
	Give an Hour	Give an Hour
	LIV Health	In-Home Counseling
	Magellan Healthcare	Behavioral Health Support- High Fidelity Wraparound
	Mercer Family Resource Center, Inc.	General Counseling
	Northern Star Counseling	Mental Health Counseling and Psychiatric Medication Services
	Rising Phoenix Counseling, L.C.	Counseling Services
	Shari Williams LPC	Counseling
	Sheridan VA Medical Center	Mental Health
	Specialty Counseling & Consulting, LLC	Mental Health Counseling - Casper
	Teton Youth and Family Services	Teton Youth and Family Services
	University of Wyoming	Wyoming Family Practice
	Wyoming Behavioral Institute	Telehealth Mental Health Services
	Wyoming Institute for Disabilities - WIND	Wyoming Telehealth Network
	Wyoming Recovery	Addiction Providers
Residential Mental Health Treatment Facilities	Central Wyoming Counseling Center	Mommy & Me
	Sheridan VA Medical Center	Extended Care and Rehabilitation
	St. Joseph's Children's Home	St. Joseph's Children's Home
	Volunteers of America Northern Rockies	The Life House
	Wyoming Behavioral Institute	Wyoming Behavioral Institute
Counseling Services	Campbell Co. Critical Incident Stress Management Team	Psychological First Aid
	Casper Family Connections	Casper Family Connections
	Central Wyoming Counseling Center	Mental Health
	Cheyenne Regional Medical Center	Behavioral Health Services
	Cheyenne VA Medical Center	Military Sexual Trauma
	Children's Advocacy Project, Inc.	Mental Health Counseling
	Crossroads Counseling	Counseling Services
	Edlund Counseling	Mental Health/Counseling Services/Parenting
	LIV Health	In-Home Counseling
	LIV Health	Telephonic Mental Health Counseling
	Lori Hicks, M.Ed., LPC	Counseling
	Magellan Healthcare	Behavioral Health Support- High Fidelity Wraparound
	Mercer Family Resource Center, Inc.	Corrective Thinking for Youth
	Mercer Family Resource Center, Inc.	Anger Management for Youth
	Mercer Family Resource Center, Inc.	General Counseling
	Mercer Family Resource Center, Inc.	Elevate Couples
	Mercer Family Resource Center, Inc.	Social Emotional Skills for Pre-Teens
	Northern Star Counseling	Mental Health Counseling and Psychiatric Medication Services
	Rising Phoenix Counseling, L.C.	Counseling Services
	Self Help Center Inc.	Domestic Violence Services
	Shari Williams LPC	Counseling
	Sheridan VA Medical Center	Casper Vet Center
	Sheridan VA Medical Center	Casper VA Clinic
	Specialty Counseling & Consulting, LLC	Mental Health Counseling - Casper
	Teton Youth and Family Services	Teton Youth and Family Services
	True Care Women's Resource Center	True Care Women's Resource Center
	University of Wyoming	Wyoming Family Practice
	Winds of Change Therapy, LLC	Addiction and Domestic Violence Evaluation and Treatment
	Wyoming Dementia Care	Dementia Support Group
	Wyoming Institute for Disabilities - WIND	Wyoming Telehealth Network
	Wyoming Recovery	Addiction Providers
Crisis Intervention	Boys Town National Hotline	Crisis Hotline
	Central Wyoming Counseling Center	Mental Health
	Central Wyoming Counseling Center	Suicide Prevention Lifeline
	Childhelp National Child Abuse Hotline	Childhelp National Child Abuse Hotline
	Crisis Text Line	Crisis Text Line
	Disaster Distress Helpline (DDH)	Disaster Distress Helpline (DDH)
	Graco For 2 Brothers Foundation	Suicide Crisis Resources
	Human Trafficking Hotline	Human Trafficking Hotline
	LIV Health	Telephonic Mental Health Counseling
	Mercer Family Resource Center, Inc.	Prevention - CHINS (Child In Need of Supervision)
	National Domestic Violence Hotline	National Domestic Violence Hotline
	National Runaway Safeline	National Runaway Hotline
	National Suicide Prevention Lifeline	National Suicide Prevention Hotline
	RAINN	National Sexual Assault Hotline
	Self Help Center Inc.	Domestic Violence Services
	StrongHearts Native Helpline	StrongHearts Native Helpline
	TAPS	Tragedy Assistance Program for Survivors
	The Trevor Project	LGBTQ Suicide Prevention Hotline
	Trans Lifeline	Transgender Crisis & Resource Line
	Transitions Counseling and Mediation Center	Counseling
	United States Department of Health & Human Services	Substance Abuse and Mental Health Services Administration
	United States Department of Veterans Affairs	Assisting Homeless Veterans
	University of Wyoming	Wyoming Family Practice
	Wyoming Behavioral Institute	Wyoming Behavioral Institute
	Wyoming LifeLine	Suicide Prevention Lifeline
	Wyoming Recovery	Addiction Providers
	Youth Crisis Center, Inc.	Youth Crisis Shelter

Naiona County 2022 Community Agencies & Services by Resource Category

Resource Category	Agency	Service
Emergency Shelter	Central Wyoming Rescue Mission	Homeless Shelter
	Self Help Center Inc.	Domestic Violence Services
	Teton Youth and Family Services	Teton Youth and Family Services
	Unaccompanied Students Initiative	Homeless Youth Shelter
	Wyoming Department of Family Services	Juvenile Services
	Youth Crisis Center, Inc.	Youth Crisis Shelter
	Youth Development Services	Youth Crisis Shelter and Group Home
	Friends of Man	Friends of Man - Assistance to People In Need
	Habitat for Humanity	Home Ownership Program - Natrona Co.
	ReFabb4Less	Thrift Store
Home Improvement/Accessibility	United States Department of Agriculture	Single Family Housing Programs
	Wyoming Department of Family Services	Low Income Energy Assistance Program (LIEAP)
	Wyoming Department of Health	ERAP - Housing Stability Services
	Wyoming Independent Living, Inc.	Supportive Services - Casper
	GreenPath Debt Solutions	GreenPath Financial Wellness
	United States Department of Agriculture	Single Family Housing Programs
	United States Department of Agriculture	Community Facilities Programs
	Wyoming Community Development Authority	Down Payment Assistance
	GreenPath Debt Solutions	GreenPath Financial Wellness
	United States Departments of Housing and Urban Development	Making Home Affordable (MHA) Program
Home Purchase/Construction Financing/Refinancing	Wyoming Housing Network, Inc.	Homebuyer Education and Counseling
	Wyoming Housing Network, Inc.	Rental Counseling
	Wyoming Housing Network, Inc.	Reverse Mortgage Counseling (HECM)
	Community Action of Natrona County	Financial Assistance
	Community Action of Natrona County	ESG CV1 Housing Fund
	Interfaith of Natrona County	Emergency Services
	Jason's Friends Foundation	Childhood Cancer Assistance
	Modest Needs	Online Self-Sufficiency Grant Program
	National Multiple Sclerosis Society	MS Navigator Program
	Patriot Angels	Veteran Senior Living Assistance
Housing Counseling	The Salvation Army Hope Center - Casper	Social Services Assistance
	Volunteers of America Northern Rockies	SSVF - Casper
	Wyoming Department of Family Services	Emergency Rental Assistance Program - ERAP
	Wyoming Department of Family Services	Homeowners Assistance Information Hub (HAF)
	Wyoming Community Development Authority	Low Income Rental Directory
	Habitat for Humanity	Home Ownership Program - Natrona Co.
	Primrose Retirement	Primrose Casper
	United States Department of Housing and Urban Development	HUD.gov Affordable Apartment Search
	Wyoming Community Development Authority	Low Income Rental Directory
	United States Department of Housing and Urban Development	Casper Housing Authority
Housing Expense Assistance	Edgewood Healthcare	Edgewood Park Place
	Edgewood Healthcare	Edgewood Meadow Wind
	EmpRes Healthcare Management	Maurice Griffith Manor Care
	I-Reach 2, Inc.	Community Living Program
	Life Care Centers of America	Life Care Center of Casper
	Primrose Retirement	Primrose Casper
	Wyoming Department of Health	Assisted Living - The Wyoming Pioneer Home
	Wyoming Department of Health	Wyoming Retirement Center
	Wyoming Department of Health	Veterans' Home of Wyoming
	Mother Seton Housing, Inc.	Family Transitional Housing
Housing Search and Information	Volunteers of America Northern Rockies	Freedom Hall Transitional Housing
	CenturyLink	LifeLine Services
	CenturyLink	Home Broadband
	Community Action of Natrona County	Financial Assistance
	Community Action of Natrona County	ESG CV1 Housing Fund
	EnTouch Wireless	Wireless Phone Service
	Interfaith of Natrona County	Emergency Services
	Jason's Friends Foundation	Childhood Cancer Assistance
	Lifeline National Verifier	Emergency Broadband Benefit
	Metro by T-Mobile	Mobile Internet, Home Internet
Residential Housing Options	Modest Needs	Online Self-Sufficiency Grant Program
	Range	Home Internet, Fixed Lifeline Service
	Salvation Army	Energy Share of Wyoming
	Silver Star Communications	Mobile Broadband, Home Internet, Mobile Lifeline Services
	Spectrum (Charter Communications Operating, LLC)	Home Internet
	The Salvation Army Hope Center - Casper	Social Services Assistance
	Union Telephone Company	Home Internet, Mobile Internet, Fixed and Mobile Lifeline
	Verizon Wireless	Home Internet, Mobile Internet
	Vistabeam	Home Internet
	Wyoming Department of Family Services	Low Income Energy Assistance Program (LIEAP)
Subsidized Housing Administrative Organizations	Wyoming Department of Family Services	Emergency Rental Assistance Program - ERAP
	AT&T	Mobile Internet
	Boost Mobile	Mobile Service
	Cintex Wireless	Mobile Internet
	Cricket Wireless	Mobile Internet
	Human IT	Mobile Internet
	Metro by T-Mobile	Mobile Internet, Home Internet
	NewPhone Wireless, LLC	Mobile Internet
	NewPhone Wireless, LLC	Mobile Internet
	PCs for People	Mobile Internet
Supportive Housing	Sage Telecom Communications, LLC	Mobile Internet
	Sano Health LLC	Mobile Internet
	Select Wireless	Mobile Internet
	Silver Star Communications	Mobile Broadband, Home Internet, Mobile Lifeline Services
	Straight Talk Wireless	Mobile Service
	TracFone Wireless Inc.	Mobile Internet
	Union Telephone Company	Home Internet, Mobile Internet, Fixed and Mobile Lifeline
	UVNV, Inc.	Mobile Broadband
	Verizon Wireless	Home Internet, Mobile Internet
	Zlar Mobile, Inc.	Mobile Internet
Transitional Housing/Shelter		
Utility Assistance		
Utility Service Providers		

Natrona County 2022 Community Agencies & Services by Resource Category		
Resource Category	Agency	Service
Health Care	Speech and Hearing	EmpRes Healthcare Management
		Shepherd of the Valley Rehabilitation and Wellness
		Life Care Centers of America
		Life Care Center of Casper
		Sensational Kids Pediatric Therapy Clinics
		Pediatric Speech & Hearing Therapy - Casper
	Therapeutic Exercise	Sensational Kids Pediatric Therapy Clinics
		Pediatric Therapy Services - Casper
	Clinical Trials	National Multiple Sclerosis Society
		MS Navigator Program
	Condition Specific Treatment	True Care Women's Resource Center
		True Care Women's Resource Center
		Wyoming Department of Health
	Home Health Care	HIV Treatment Program / AIDS Drug Assistance Program (ADAP)
		In-Home Care
		Epsilon Health Solutions
		Home Health Services
		Frontier Home Health and Hospice
		Home Health Care/In Home Hospice Care - Casper
		Magellan Healthcare
		Behavioral Health Support- High Fidelity Wraparound
		Wyoming Department of Health
	Hospice Care	ERAP - Housing Stability Services
		Central Wyoming Hospice and Transitions
		Hospice Facility
		EmpRes Healthcare Management
		Shepherd of the Valley Rehabilitation and Wellness
		Frontier Home Health and Hospice
		Home Health Care/In Home Hospice Care - Casper
Health Care	Immunizations	Centers for Disease Control - CDC
		Vaccines.gov
		Community Health Center of Central Wyoming
		Community Health Center of Central Wyoming
		LIV Health
		LIV Bridge
		VaccineFinder
		Vaccine Finder
		Wyoming Department of Health
		Wyoming Immunization Program (WyVIP) (WIP)
		Wyoming Department of Health
		Casper/Natrona County Public Health
	Dental Care	Community Health Center of Central Wyoming
		Community Health Center of Central Wyoming
		Dental Lifeline Network - Wyoming
		Donated Dental Services
		Smiles Change Lives
		Smiles Change Lives
	Eye Care	Lions Club of Wyoming District 15
		Eye Exam & Glasses Assistance
	Family and Community Medicine	Community Health Center of Central Wyoming
		Community Health Center of Central Wyoming
	Pediatrics	Community Health Center of Central Wyoming
		Community Health Center of Central Wyoming
	Radiology	Community Health Center of Central Wyoming
		Community Health Center of Central Wyoming
	Telemedicine	Northern Star Counseling
		Mental Health Counseling and Psychiatric Medication Services
		Rising Phoenix Counseling, L.C.
		Counseling Services
		Wyoming Institute for Disabilities - WIND
		Wyoming Telehealth Network



U.S. DEPARTMENT OF AGRICULTURE

Official USDA Food Plans: Cost of Food at Home at Three Levels, U.S. Average, January 2022¹

Age-sex groups	Weekly cost ²			Monthly cost ²		
	Low-cost plan	Moderate-cost plan	Liberal plan	Low-cost plan	Moderate-cost plan	Liberal plan
Individuals ³						
Child:						
1 year						
2-3 years	\$32.70	\$37.10	\$45.30	\$141.70	\$160.80	\$196.10
4-5 years	\$34.60	\$41.40	\$50.30	\$150.00	\$179.40	\$218.00
6-8 years	\$35.40	\$44.30	\$53.70	\$153.60	\$191.80	\$232.60
9-11 years	\$50.80	\$60.50	\$71.60	\$220.20	\$262.10	\$310.20
	\$53.80	\$70.00	\$81.50	\$233.10	\$303.50	\$353.30
Male:						
12-13 years						
14-18 years	\$62.00	\$77.60	\$91.20	\$268.50	\$336.40	\$395.10
19-50 years	\$62.60	\$79.50	\$92.50	\$271.40	\$344.50	\$400.80
51-70 years	\$62.30	\$78.00	\$95.50	\$270.10	\$337.90	\$413.90
71+ years	\$58.80	\$73.80	\$88.90	\$254.90	\$319.60	\$385.00
	\$57.80	\$71.70	\$88.50	\$250.40	\$310.90	\$383.50
Female:						
12-13 years						
14-18 years	\$53.20	\$64.20	\$79.10	\$230.30	\$278.40	\$342.50
19-50 years	\$53.00	\$63.30	\$78.50	\$229.80	\$274.10	\$340.10
51-70 years	\$54.20	\$66.20	\$84.70	\$234.80	\$286.80	\$367.20
71+ years	\$52.70	\$65.50	\$79.70	\$228.40	\$283.90	\$345.30
	\$52.20	\$64.80	\$78.10	\$226.10	\$280.70	\$338.30

¹ The Food Plans represent a nutritious diet at three different cost levels. The nutritional bases of the Food Plans are the 1997-2005 Dietary Reference Intakes, 2005 Dietary Guidelines for Americans, and 2005 MyPyramid food intake recommendations. In addition to cost, differences among plans are in specific foods and quantities of foods. Another basis of the Food Plans is that all meals and snacks are prepared at home. For specific foods and quantities of foods in the Food Plans, as well as the methodology used to update the monthly costs of the Food Plan market baskets, see *The Low-Cost, Moderate-Cost, and Liberal Food Plans, 2007*. All three Food Plans are based on 2001-02 data and updated to current dollars by using the Consumer Price Index for specific food items. Reevaluation of the Thrifty Food Plan, 2021 begins the process to address the three other USDA Food Plans: the Low-Cost, Moderate-Cost, and Liberal Food Plans.

² All costs are rounded to nearest 10 cents. Monthly costs are calculated by multiplying the weekly costs by 4.333.

³ The costs given are for individuals in 4-person households. For individuals in other size households, the following adjustments are suggested: 1-person—add 20 percent; 2-person—add 10 percent; 3-person—add 5 percent; 4-person—no adjustment; 5- or 6-person—subtract 5 percent; 7- (or more) person—subtract 10 percent. To calculate total foods costs for a household, (1) sum the food costs for each individual in the household and then (2) apply the appropriate adjustment factor based on household size.

This file may be accessed at: <https://www.fns.usda.gov/cnpp/usda-food-plans-cost-food-reports-monthly-reports>.
Issued February 2022.

